


# STREETWORKS

ROADWAY, AREA & SITE  
Product Guide



# Don't meet the standard. Set the standard.

## Superior quality and performance.

No matter the complexity of your project, we offer a range of LED products that lower operating costs, reduce energy consumption, and enhance outdoor spaces. Whether you're looking for simple dusk-to-dawn security lighting or cutting-edge functionality, you'll find unmatched quality and attention to detail.



**The product guide is a simple yet powerful tool to assist with product comparison and selection based on features, performance and value.**





# Table of Contents

ROADWAY 4 - 17

AREA & SITE 18 - 31



# ROADWAY

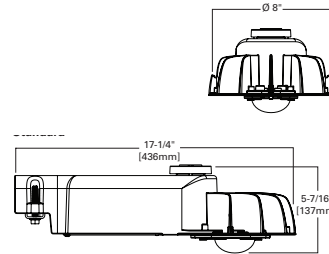


# CRTK2 Caretaker LED

The Caretaker 2 LED area and roadway luminaire delivers high performance in a simple, economical design. The Caretaker luminaire provides a low maintenance robust design for hassle-free operation. The Caretaker luminaire is a perfect solution for security lighting, street lighting, area lighting, parking areas, loading platforms, and boat docks.

## PRODUCT FEATURES

- Die-cast housing for durability in security lighting applications
- Replaces up to 250W equivalent HID
- Pipe arm slipfitter for versatility in mounting configuration
- Universal voltage operation: 120-277V 50/60Hz, Standard 0-10V dimming
- Lumens: Up to 12,000; 7 lumen packages; Up to 154 lm/W
- Optional field adjustable dimming control
- Color temperatures: 4000K standard, optional 2700K, 3000K, 5000K CCT
- Precision optic to shape the distribution for maximum area coverage
- NEMA Twistlock photocontrol receptacle allows dusk-to-dawn operation
- Energy and maintenance savings up to 89% compared to HID



## QUICK FACTS

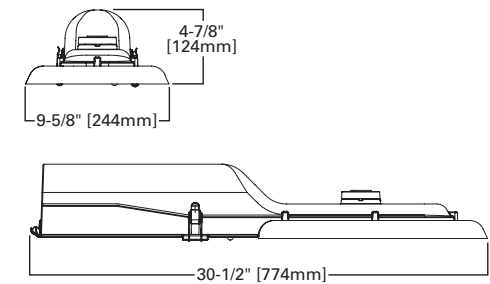
- 3G Vibration Rated
- Five-year warranty
- EPA (Sq. Ft.): 0.49
- Weight: 7 - 8 lbs. (3.2 - 3.6 kgs.)

# VERD Verdeon

The Verdeon LED roadway luminaire is now available with the new C-Series LED upgrade, along with a new Type I optic. Now offering up to 20,000 lumens and up to 141 lumens per watt, making this an ideal replacement for 50-250+W MH/HPS cobraheads. With low initial cost and superior energy savings, the Verdeon luminaire provides warm, white light, superior color rendering and uniform illumination of the roadway surface. With simple, rugged construction, installer-friendly features, and a classic curved form, the Verdeon luminaire delivers superior performance and unbeatable economics.

## PRODUCT FEATURES

- Ideal replacement for 50W-250W+ HPS luminaires
- Efficacies as high as 141 LPW with (c-series)
- UL/cUL listed for wet locations
- Optional IP66 enclosure rating available
- Tool-less removable power door for easy maintenance
- Two levels of 10kV surge protection available
- 3G vibration rated



## QUICK FACTS

- Rugged die-cast aluminum housing
- Type II, III, IV, and V distributions
- Five-year warranty
- EPA (Sq. Ft.): 0.5
- Weight: 12.5 lbs. (5.7 kgs.)

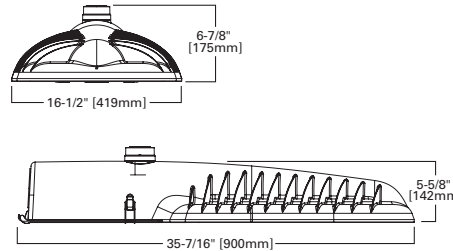


# VERD-M Verdeon

Verdeon LED roadway luminaires combine optical performance, energy efficiency and outstanding versatility to meet the requirements of any roadway application. Advanced optical technology delivers unparalleled uniformity, multiple lumen packages and low operating costs for municipal streets and highways. The Maximus produces the highest lumen packages, up to 30,000 lms, targeting one for one retrofits or new construction where up to 400W HPS lamps were required.

## PRODUCT FEATURES

- Up to 30,000 lumens; ideal replacement for 250W-400W HPS cobraheads
- UL/cUL listed for wet locations; optional IP66 enclosure rating
- Tool-less removable power door for easy maintenance
- 10kV surge protection available
- 3G vibration rated
- Greater than 92% lumen maintenance at 60,000 hours
- Efficacies up to 125 LPW
- Five-year warranty



## QUICK FACTS

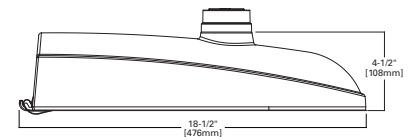
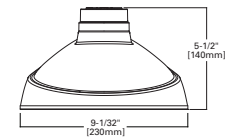
- 3G Vibration Rated
- Five-year warranty
- EPA (Sq. Ft.): 0.8
- Weight: 35 lbs. (15.9 kgs.)

# ARCH-N Archeon Nano

The Archeon Nano LED roadway luminaire delivers all the performance benefits of the latest Cooper Lighting Solutions LED platforms and technologies with a modern, yet familiar cobrahead form factor. This discrete LED solution with the patented, high-efficiency AccuLED Optics™ system, provides uniform and energy conscious illumination for municipal streets and highways. Our customer focused features include single latch tool-less entry, industry leading surge protection options, with superior lumen maintenance and performance, all in an economical, architectural design.

## PRODUCT FEATURES

- Up to 164 lumens per watt
- Five optical distributions (Type II, III, IV and V)
- Multiple lumen packages ranging from 2,000 – 7,800 delivered lumens
- 4000K CCT standard, optional 2700K CCT, 3000K CCT, 5000K CCT
- Optional 3 or 7-PIN NEMA twistlock photocontrol receptacle
- Tool-less access for ease of installation and maintenance
- Standard with three-position tunnel compression type terminal block



## QUICK FACTS

- Replaces up to 100W equivalent HID
- 0-10V dimming driver standard (Optional DALI)
- 3G vibration rated
- IP66 rated optics
- Universal voltage (120-277V 50/60 Hz)





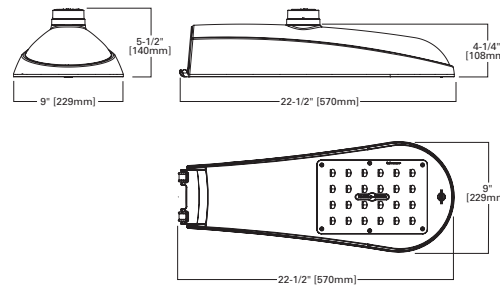


# ARCH Archeon Small

The Archeon Small LED roadway luminaire delivers all the performance benefits of the latest Cooper Lighting Solutions LED platforms and technologies with a modern, yet familiar cobrahead form factor. Our customer focused features include single latch tool-less entry, industry leading surge protection options, with superior lumen maintenance and performance, all in an economical, architectural design. The Archeon Small LED roadway luminaire is available in 14 standard lumen packages per optic making it the ideal LED replacement for 50W to 150W HPS cobraheads. UL/cUL listed for wet locations with IP66 optics.

## PRODUCT FEATURES

- Replaces up to 150W equivalent HID
- Discrete LED optics
- Modern cobrahead form factor
- Up to 173 lumens per watt
- Up to 98% lumen maintenance at 60,000 hours
- UL/cUL listed for wet locations, IP66 optics
- Single latch tool-less entry for easy installation and maintenance



## QUICK FACTS

- 3G Vibration Rated
- Five-year warranty
- EPA (Sq. Ft.): 0.5
- Weight: 12 lbs. (5.4 kgs.)

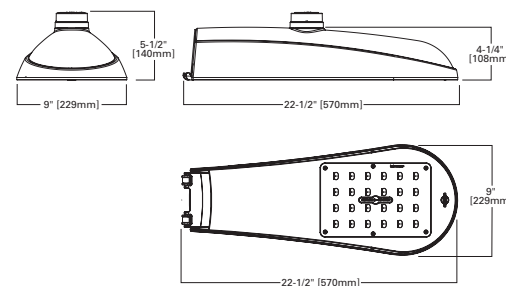
# ARCH-M Archeon Medium

The Archeon Medium LED roadway luminaire delivers all the optical performance benefits from the advanced LED technology in a modern, yet familiar cobrahead design. The patented, high-efficiency AccuLED Optics™ system provides uniform and energy conscious illumination and our customer-focused features include single latch tool-less entry for easy installation and maintenance, and industry-leading surge protection and control options.



## PRODUCT FEATURES

- Die-cast aluminum construction; Single latch tool-less entry
- Pole-mounted; Optional arm and offset adjustable arm mounting
- Lumens: 5,800 to 23,000; 13 lumen packages; Up to 175 lm/W
- 4000K standard, optional 2700K, 3000K, 5000K CCT; CRI: 70 standard
- 5 high-efficiency, patented AccuLED optical distributions
- Greater than 98% lumen maintenance after 60,000 hours at 40°C



## QUICK FACTS

- Replaces up to 100-400W equivalent HID
- 0-10V dimming driver standard (Optional DALI)
- 3G vibration rated
- IP66 rated optics


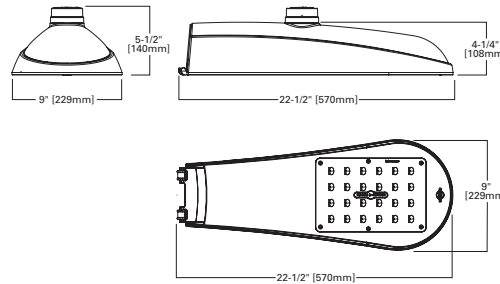


# ARCH-L Archeon Large

The Archeon Large LED roadway luminaire delivers all the optical performance benefits from the advanced LED technology in a modern, yet familiar cobrahead design. The patented, high-efficiency AccuLED Optics™ system provides uniform and energy conscious illumination and our customer-focused features include single latch tool-less entry for easy installation and maintenance, and industry-leading surge protection and control options.

## PRODUCT FEATURES

- Rugged, die-cast aluminum housing
- Standard 0-10V dimming driver(s)
- Wet location-rated housing (IP66 housing optional)
- 120-277V 50/60Hz, 347V 60Hz or 480V 60Hz operation; IP66 rated
- Lumens: 14,000 - 37,000; 20 lumen packages; Up to 178 lm/W
- 4000K standard; optional 2700K, 3000K, 5000K CCT; CRI: 70 standard
- 5 high-efficiency, patented AccuLED optical distributions
- 10kV/10kA surge protection options; 3G vibration rated; 7-pin
- Greater than 98% lumen maintenance after 60,000 hours at 40°C



## QUICK FACTS

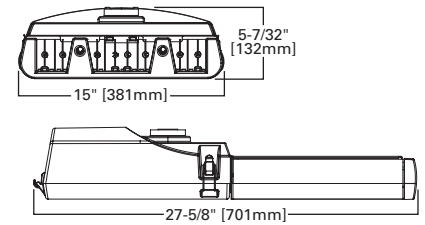
- Replaces up to 400W equivalent HID
- 0-10V dimming driver standard (Optional DALI)
- 3G vibration rated
- IP66 rated optics

# NVN Navion

The Navion LED roadway luminaire combines world class optical performance, energy efficiency and outstanding versatility to meet the requirements of any roadway application. Patented AccuLED Optics™ system delivers unparalleled uniformity and budget-beating operating costs for municipal streets and highways. UL/cUL listed for wet locations, IP66 enclosure rating available.


## PRODUCT FEATURES

- Up to 158 LPW
- Tool-less entry; hinged removable power door for easy maintenance
- 10kV UL 1449 surge protection
- Suitable for operation in -40°C to 40°C environments
- L98 60,000 hours at 40°C
- IP66 LEDs



## QUICK FACTS

- 3G Vibration Rated
- Five-year warranty
- EPA (Sq. Ft.): 0.89
- Weight: 17 lbs. (7.7 kgs.)


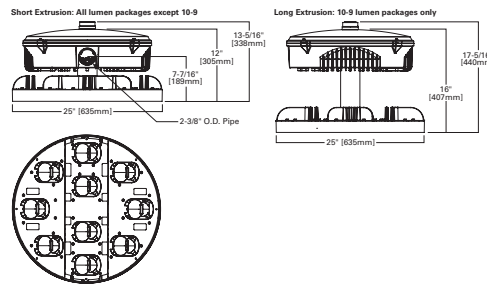


# CST Celesteon

The Celesteon LED high mast luminaire combines high output and efficiency with easy install and affordability. Designed for new and retrofit high-lumen applications, the Celesteon LED high mast is ideal for highways, interchanges, ports, rail yards, container yards, parking lots, correctional facilities, security lighting, treatment plants and other facilities in need of high lumen packages with accurate optical control.

## PRODUCT FEATURES

- Maximum output of 103,000 lumen and maximum efficacy of 167 lm/W
- Greater than 86% lumen maintenance expected at 100,000+ hours
- IP66 optics standard and IP66 housing optional
- 345 degree field-rotatable optical assembly
- Choice of 6 optical distributions, Type I, II, II, IV, V and V Narrow
- Robust surge protection options with 10K and 20K ratings
- 0-10V dimming standard
- Coastal construction option



## QUICK FACTS

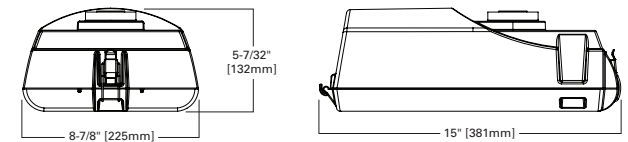
- 4 bolt mounting
- 40 lumen packages
- Offered standard in 4000K, minimum 70CRI
- EPA (Sq. Ft.): 1.13 - 3.62
- Weight: 65 lbs. (29.48 kgs.)

# XNV LED

The XNV LED Roadway Luminaire combines high-performance optics and a simple, economical design to deliver uniform illumination, low maintenance costs and rugged, user-friendly construction. It is designed for years of worry-free operation and is ideal for municipal streetlighting retrofits where a quick payback is as important as lighting performance.


## PRODUCT FEATURES

- Replaces 70-100W HPS
- Up to 100 LPW
- Tool-less entry; hinged removable power door for easy maintenance
- 10kV surge protection
- Suitable for operation in -40° C to 40° C environments
- Greater than 98% at 60,000 hours at 40C
- IP66 LED panels



## QUICK FACTS

- 3G Vibration Rated
- Five-year warranty
- EPA (Sq. Ft.): 0.59
- Weight: 11 lbs. (5.0 kgs.)

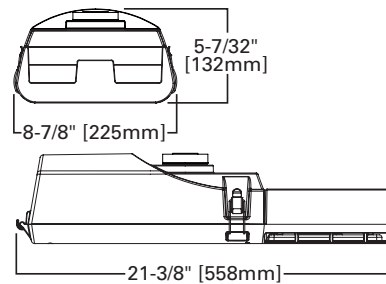


# XNV2 LED

The XNV2 LED luminaire replaces HPS roadway light with a simple, economical package. Designed to replace 150W HPS, the XNV2 luminaire is the perfect answer for local roadway and utility lighting needs.

## PRODUCT FEATURES

- Replaces 150W HPS
- Up to 105 LPW
- 10kV and 20kV surge protection available
- Tool-less entry; hinged removable door for easy maintenance
- Suitable for operation in -40° C to 40° C environments
- Greater than 98% at 60,000 hours at 40C
- 3G vibration rated
- IP66 LED panels
- 5-year warranty



## QUICK FACTS

- Standard bird guard fits securely around 1-1/4" and 2" standard pipe.
- Two bolt mounting standard (four-bolt optional)
- EPA (Sq. Ft.): 1.0
- Weight: 22 lbs. (10.0 kgs.)

# AREA & SITE



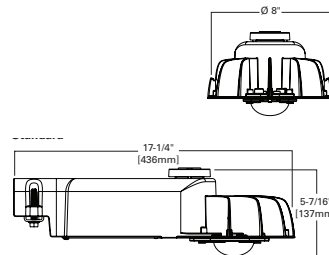


# CRTK2 Caretaker LED

The Caretaker 2 LED area and roadway luminaire delivers high performance in a simple, economical design. The Caretaker luminaire provides a low maintenance robust design for hassle-free operation. The Caretaker luminaire is a perfect solution for security lighting, street lighting, area lighting, parking areas, loading platforms, and boat docks.

## PRODUCT FEATURES

- Die-cast housing for durability in security lighting applications
- Replaces up to 250W equivalent HID
- Pipe arm slipfitter for versatility in mounting configuration
- Universal voltage operation: 120-277V 50/60Hz, Standard 0-10V dimming
- Lumens: Up to 12,000; 7 lumen packages; Up to 154 lm/W
- Optional field adjustable dimming control
- Color temperatures: 4000K standard, optional 2700K, 3000K, 5000K CCT
- Precision optic to shape the distribution for maximum area coverage
- NEMA Twistlock photocontrol receptacle allows dusk-to-dawn operation



## QUICK FACTS

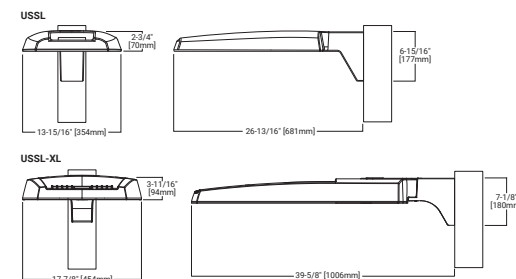
- 3G Vibration Rated
- Five-year warranty
- EPA (Sq. Ft.): 0.49
- Weight: 7 - 8 lbs. (3.2 - 3.6 kgs.)

## USSL / USSL-XL LED

The USSL LED area, site, and roadway luminaire combines optical performance, energy efficiency and long-term reliability in an advanced, patent pending modern design. Utilizing the latest LED technology, the USSL luminaire delivers unparalleled uniformity resulting in greater pole spacing. A versatile mount standard arm facilitates ease of installation for both retrofit and new installations. With energy savings greater than 85%, the USSL fixture replaces 150 - 1,000W metal halide fixtures in general area lighting applications such as parking lots, walkways, roadways and building areas.

### PRODUCT FEATURES

- Low profile, die-cast aluminum housing
- Versatile mount arm - Multiple drill patterns, round and square poles
- Available in 50W - 350W (7,100 - 48,600 lumens) models
- Maximize energy savings with efficacies up to 148 lumens per watt
- Type II, III, IV, V distributions
- Replaces 150W up to 1,500W HID equivalents
- Standard 4000K CCT minimum 70CRI (3000K and 5000K CCT optional)
- 120-277V Standard, 347V or 480V optional. Standard 0-10V dimming
- Integrated stand-alone or wireless controls for additional savings



### QUICK FACTS

- 0-10V dimming standard
- IP66 rated
- UL/cUL wet location listed

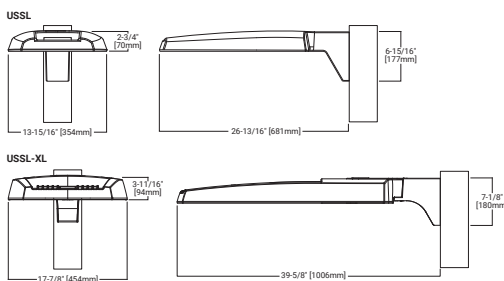


# USSL / USSL XL Discrete LED

The USSL Discrete area and site luminaire combines optical uniformity, energy efficiency and long-term reliability in an advanced, patent pending modern design. Now utilizing a direct-mounted discrete light engine, the USSL Discrete luminaire delivers unparalleled uniformity and improved visual comfort. A versatile quick mount standard arm facilitates ease of installation for both retrofit and new installations. The USSL Discrete fixture replaces 150-1,000W metal halide fixtures in general area lighting applications such as parking lots, walkways, roadways and building areas.

## PRODUCT FEATURES

- Direct-mounted discrete light engine for uniformity and visual comfort
- Low profile, die cast aluminum housing
- Versatile mount arm - Multiple drill patterns, round and square poles
- Available in 50W up to 300W (7,500 - 41,000 nominal lumens)
- Maximize energy savings with efficacies of up to 148 lumens per watt
- Replaces 70W up to 1,000W HID equivalents
- Integrated stand-alone or wireless controls for energy savings
- 5 optical distributions along with shielding options
- 120-277V , 347V or 480V voltage options



## QUICK FACTS

- 0 - 10V dimming standard
- 3000K / 4000K / 5000K CCT available; 70 CRI

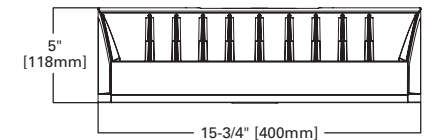
# GAP Galleon Pedestrian Companion

The Galleon™ Pedestrian Companion LED luminaire is complementary to the Galleon area/roadway luminaire providing a cohesive, modern architectural style. Patented, high-efficiency AccuLED Optics™ system provides uniform and energy conscious illumination to walkways, parking lots, roadways, building areas and security lighting applications. IP66 rated and UL/cUL Listed for wet locations.



## PRODUCT FEATURES

- Choice of sixteen high-efficiency, patented AccuLED Optics™
- Quick mount pole or mast-arm mounting configurations
- Eight lumen packages from 4,300 up to 17,100 lumens
- IP66 rated housing and LED light squares
- Standard in 4000K CCT and min 70 CRI, optional 3000K, 5000K and 6000K
- 0-10V dimming driver standard
- Programmable Integrated Sensor for on/off, dimming and occupancy



## QUICK FACTS

- 3G Vibration Rated
- Five-year warranty
- EPA (Sq. Ft.):  
Quick Mount Arm: 0.73  
Mast Arm: 0.62
- Weight: 27 lbs. (12.2 kgs.)


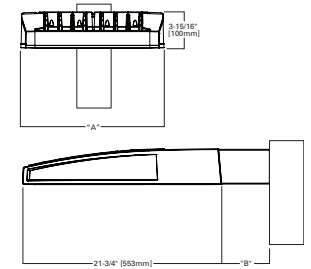


# GAN Galleon LED

Patented, high-efficiency AccuLED Optics™ system provides uniform and energy conscious illumination. With HID equivalents ranging from 100W up to 1000W, the Galleon LED luminaire is designed to meet the toughest lighting challenges.

## PRODUCT FEATURES

- Die-cast aluminum construction; IP66 rated housing and light squares
- Replaces up to 1000W equivalent HID; -40°C to 40°C operating range
- Pole, mast-arm or wall-mounted configurations
- 120-277V 50/60Hz, 347V 60Hz or 480V 60Hz operation
- Lumens: Up to 80,000; 30 lumen packages
- 2200K, 2700K, 3000K, 3500K, 4000K, 5000K, and 5700K CCTs available
- 16 high-efficiency, patented AccuLED Optics™ distributions
- NEMA Twistlock photocontrol receptacle; 10kV UL 1449 surge protection



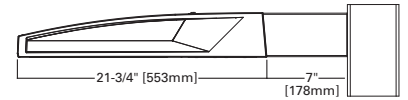
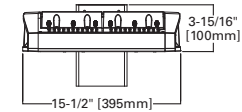
# GAA Galleonaire LED

The Galleonaire LED luminaire features advanced thermally conductive polymer heatsinks and open frame endcaps for a sleek aesthetic while significantly reducing weight and EPA. Patented, high-efficiency AccuLED Optics system provides uniform and energy conscious illumination to walkways, parking lots, roadways, building areas and security lighting applications. IP66 rated and UL/cUL Listed for wet locations.



## PRODUCT FEATURES

- Choice of 16 high-efficiency, patented AccuLED Optics™
- Lumen packages ranges from 4,200 - 80,800 (34W - 640W)
- Standard in 4000K CCT, 70 CRI, optional 2700K, 3000K, 5000K and 6000K
- -40°C to 40°C operating range
- 120-277V 50/60Hz, 347V 60Hz or 480V 60Hz operation
- IP66 rated housing and LED Light Squares
- Thermally conductive polymer heatsink for up to 22% weight reduction
- Pole, mast-arm or wall-mounted configurations, 3G vibration rated



## QUICK FACTS

- 3G Vibration Rated
- Five-year warranty
- EPA (Sq. Ft.): 0.72 - 1.13
- Weight: 28 lbs. (12.7 kgs.) - 49 lbs. (22.23 kgs.)


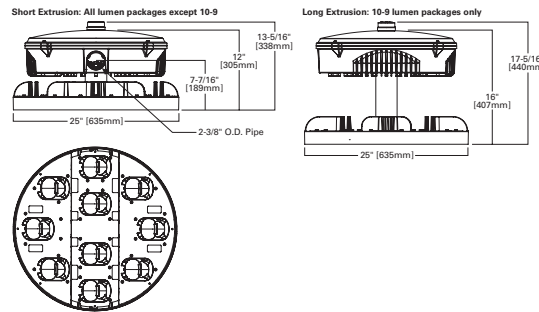


# CST Celesteon

The Celesteon LED high mast luminaire combines high output and efficiency with easy install and affordability. Designed for new and retrofit high-lumen applications, the Celesteon LED high mast is ideal for highways, interchanges, ports, rail yards, container yards, parking lots, correctional facilities, security lighting, treatment plants and other facilities in need of high lumen packages with accurate optical control.

## PRODUCT FEATURES

- Maximum output of 103,000 lumen and maximum efficacy of 167 lm/W
- Greater than 86% lumen maintenance expected at 100,000+ hours
- IP66 optics standard and IP66 housing optional
- 345 degree field-rotatable optical assembly
- Choice of 6 optical distributions, Type I, II, III, IV, V and V Narrow
- Robust surge protection options with 10K and 20K ratings
- 0-10V dimming standard
- Coastal construction option



## QUICK FACTS

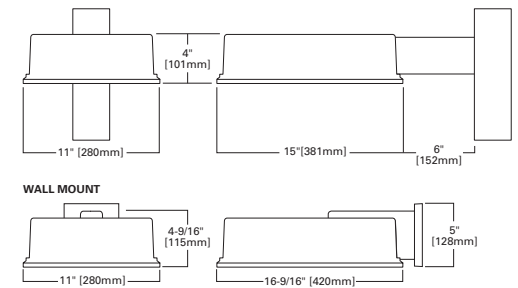
- 4 bolt mounting
- 40 lumen packages
- Offered standard in 4000K, minimum 70CRI
- EPA (Sq. Ft.): 1.13 - 3.62
- Weight: 50 lbs. (23 kgs.)

# RDG Ridgeview LED

The Ridgeview™ LED area/site luminaire is the compact, efficient, economical approach to LED area lighting. A pure blend of traditional form and LED efficiency, Ridgeview provides functional, low profile design with excellent operating performance. Patent pending modular LightBAR™ technology delivers uniform and energy-conscious illumination to parking lots and perimeter security lighting applications. U.L. and CUL listed, LM79/LM80 compliant, IP66 rated LightBARS™, IP65 rated fixture and 3G vibration rated.

## PRODUCT FEATURES

- One-piece die-cast aluminum housing can be pole- or wall-mounted
- Optical design creates consistent distribution and scalability
- Choice of 12 high-efficiency, patented AccuLED Optics™
- Offered standard in 4000K (+/- 275K) CCT and nominal 70 CRI
- Suitable for operation in -40°C to 40°C ambient environments
- 120-277V 50/60Hz, 347V 60Hz or 480V 60Hz operation
- Proprietary circuit module withstands 10kV of transient line surge
- Options include egress battery pack and bi-level switching



## QUICK FACTS

- 3G Vibration Rated
- Five-year warranty
- EPA (Sq. Ft.):  
Without Arm: 0.48  
With Arm: 0.67
- Weight: 12.5 lbs. (5.8 kgs.)



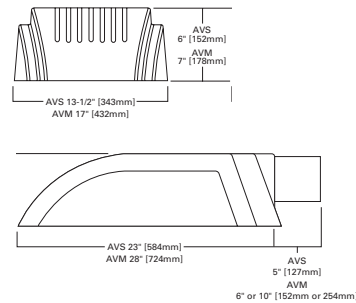


# AVS/AVM Vision Site LED

The classic lines and sophisticated construction of Vision Site makes it an ideal complement to site design. Offering LED technology across the AVS and AVM, Vision Site provides true family scaling in both physical form and lumen capability for architectural site lighting applications. The combination of smooth contours and sharp rear reveals allow the fixture to change character from different viewing angles while providing excellent low glare photometrics. UL and CUL listed for use in wet locations.

## PRODUCT FEATURES

- One-piece heavy-wall, die-cast aluminum housing and door
- One flush-mounted quick release latch for tool-less access
- Choice of 12 LED optical distributions
- Optics feature quick disconnects and are field-rotatable
- Swing-down removable power tray for ease of maintenance
- Offered standard in 4000K (+/- 275K) CCT and nominal 70 CRI
- Proprietary circuit module withstands 10kV transient line surge
- Available with arm or wall mount and optional structural rod



## QUICK FACTS

- 3G Vibration Rated
- Five-year warranty
- EPA (Sq. Ft.):
  - AVS Single: 1.18 w/Arm
  - AVS Single Structural: 1.27 w/Arm
  - AVM Single: 1.89 w/Arm
  - AVM Single Structural: 2.09 w/Arm
- Weight:
  - AVS: 35 lbs. (15.91 kgs.)
  - AVM: 51 lbs. (23.18 kgs.)

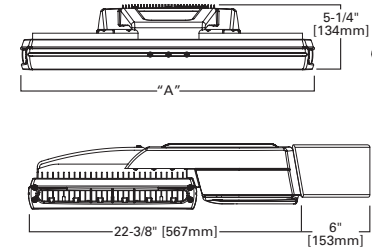
# VST Ventus LED

The VST Ventus LED area luminaries provides uncompromising optical performance and outstanding versatility for a wide variety of area and roadway applications. Patent pending modular LightBAR™ technology delivers uniform and energy conscious illumination to walkways, parking lots, roadways, building areas, and any security lighting application. UL and cUL listed for wet locations.



## PRODUCT FEATURES

- Choice of 12 high efficiency, patent pending AccuLED Optics™
- Offered standard in 4000K (+/- 275K) CCT and nominal 70 CRI
- Suitable for operation in -40°C to 40°C ambient environments
- 120-277V 50/60Hz, 347V 60Hz or 480V 60Hz operation
- Proprietary circuit module withstands 10kV of transient line surge
- Pole, mast arm or wall-mounted configurations
- Construction allows for passive cooling and natural cleaning
- Cast-in leveling guides provide +/-5° vertical leveling adjustment



## QUICK FACTS

- 3G Vibration Rated
- Five-year warranty
- EPA (Sq. Ft.): 0.94 - 1.44
- Weight: 24 lbs. (10.91 kgs.) - 44 lbs. (20.00 kgs.)

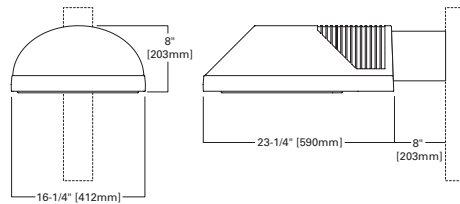


# TMU Talon LED

The TMU Talon LED is one of the most versatile, functionally designed, universally adaptable outdoor luminaires available. The Talon brings outstanding performance to walkways, parking lots, roadways, building areas and any security lighting application. U.L. listed and CSA certified for wet locations. IP66 Rated.

## PRODUCT FEATURES

- One-piece heavy-wall, die-cast aluminum housing and door
- Choice of 11 high-efficiency, patent pending AccuLED Optics™
- Offered standard in 4000K (+/- 275K) CCT and nominal 70 CRI
- Suitable for operation in -30°C to 40°C ambient environments
- 120-277V 50/60Hz, 347V 60Hz or 480V 60Hz operation
- Proprietary circuit module withstands 10kV of transient line surge
- Optional swing-down removable power tray for ease of maintenance




## QUICK FACTS

- 3G Vibration Rated
- Five-year warranty
- EPA (Sq. Ft.):  
Luminaire w/o Arm: 0.79  
Luminaire w/ Arm: 1.89  
8" Arm: 0.43
- Weight: 42 lbs. (19.09 kgs.)

# Light ARchitect

## Dream. Experiment. Plan.

We've taken the guesswork out of lighting design with Light ARchitect: An augmented reality mobile app that lets you instantly visualize light fixtures in your space.

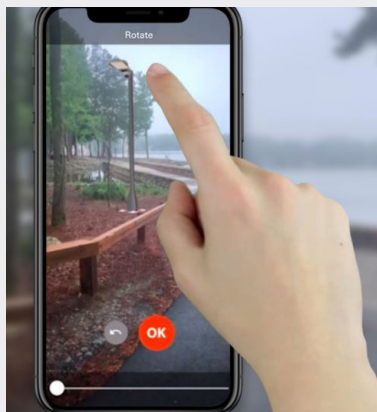



**Light ARchitect™**

## See your space in a new light with augmented reality.

We've taken the guesswork out of lighting design with Light ARchitect, an augmented reality mobile app that lets you instantly visualize light fixtures in your space.

- Browse state-of-the-art light LED fixtures and choose the ones you want to see in your space
- Adjust the fixture's finish, lumen output, mounting height, color temperature and more
- Virtually turn lights on to get the full effect
- Take screenshots to share and email to clients or colleagues



# DuraQ Driver



## Reliable. Robust. Proven.

The DuraQ high performance driver is the first of its kind in the lighting industry! Providing a robust design with superior operating life versus today's LED electronic drivers, the DuraQ driver is the go-to solution for long-life lighting needs.

### Features

A specialty transformer that regulates the secondary voltage against line and load variation.

Tested and rated to 30kV non-destructive high surge suppression ability.

Low input Harmonics (< 20% THD) and High Input Power Factor (0.97 typ.)

Built in power conditioner

Long operating life (20 years typ.)

Ability to ride-through input power interruption

Does not emit conducted or radiated EMI

### Benefits

Protects against Surge and Sag conditions, extending driver and electrical component life.

Eliminates maintenance and warranty costs due to surge failures. Additional surge protector not required.

Improves electrical grid reliability.

Ideal for use in "dirty power" sites and with non-linear loads.


Lower maintenance and warranty expenses.

Eliminates chances of light flickering and on/off interruptions.

Approved for FCC and reduces noise that may affect other electrical components or AC Main.



Celesteon



Roadway  
COMING SOON



Area & Site  
COMING SOON



Decorative  
COMING SOON

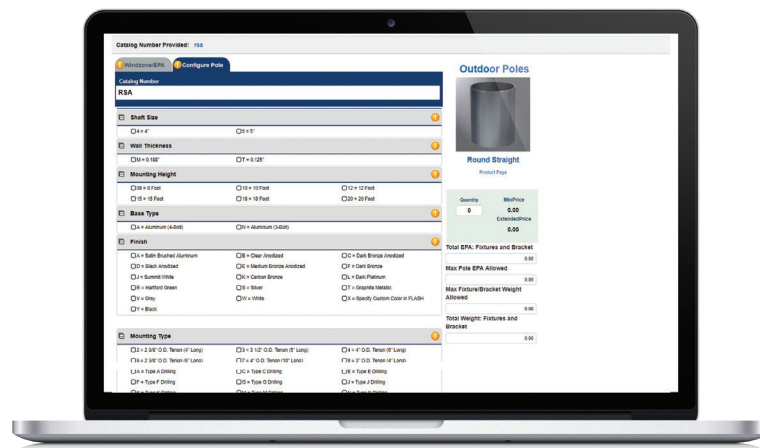




# Pole Configurator

Take the guesswork out of the equation, for faster order processing and an all-around smooth process.

We're among the select few American lighting companies who manufacture poles in-house. This allows for superior quality control and end expertly-tailored end products that meet market needs. Our online pole configurator tool can help you select the poles that are right for your project.



## QUICK FACTS

- Instant EPA loading and weight requirement calculation (to prevent pole overloading)
- Instant catalog SKU validation
- Information on third-party luminaire compatibility
- Option to select anchor bolts, with templates to ensure proper pole anchorage



# Product Selection Guide

No matter the complexity of your project, we offer a range of LED products that lower operating costs, reduce energy consumption, and enhance outdoor spaces. Whether you're looking for simple dusk-to-dawn security lighting or cutting-edge functionality, you'll find unmatched quality and attention to detail.



**Archeon Nano**



**Archeon Small**



**Archeon Medium**



**Archeon Large**



**Verdeon**



**Verd-M Verdeon**



**XNV**



**XNV2**



**Navion**

PRODUCT	Application	Roadway								
	Series	ARCH-N	ARCH-S	ARCH	ARCH-L	VERD	VERD-M	XNV	XNV2	NVN
PERFORMANCE / CERTIFICATIONS	LED Type	Discrete	Discrete	Discrete	Discrete	COB	COB	Discrete	Discrete	Discrete
	Wattage Range (W)	10 - 60	21 - 96	38 - 161	93 - 279	VERD: 24 - 120 VERD G: 103 - 155	152 - 247	34 - 66	66 - 128	1.2A: 67 - 382 1A: 59 - 333 800mA: 44 - 249 600mA: 34 - 193
	Lumens (lm)	2,045 - 7,824	2,500 - 13,000	5,800 - 23,000	14,000 - 37,000	VERD: 2,670 - 15,700 VERD G: 12,000 - 20,300	19,380 - 30,000	4,182 - 8,396	8,338 - 16,740	1.2A: 7,035 - 50,006 1A: 6,412 - 45,584 800mA: 5,181 - 36,830 600mA: 4,225 - 30,035
	LPW	Up to 164	Up to 173	Up to 175	Up to 178	Up to 141	Up to 125	Up to 148	Up to 152	Up to 157
	Optical Distribution	T2R, T2U, T3, T4W, 5WQ	T2R, T3, T4W, 5WQ, T2U	T2R, T3, T4W, 5WQ, T2U	T2R, T3, T4W, 5WQ, T2U	T1, T2, T3, T4, T5	T2, T3, T4, T5	T2R, T3R, T4FT, T4W, SL2, SL3, SL4, 5NQ, 5MQ, 5WQ	T2R, T3R, T4FT, T4W, SL2, SL3, SL4, 5NQ, 5MQ, 5WQ	T2, T2R, T3, T3R, T4FT, T4W, SL2, SL3, SL4, 5NQ, 5MQ, 5WQ, SLL/SLR, RW, AFL
	L70 (hours)	>800,000 @40C	>800,000 @40C	>800,000 @40C	>800,000 @40C	242,00 @ 50C	259,00 @ 40C	>851,000 @ 50C	>851,000 @ 50C	>851,000 @ 50C
	INTEGRATED CONTROLS	Dimming	✓	✓	✓	✓	✓	Optional	✓	✓
Photocontrol		✓	✓	✓	✓	✓	✓	✓	✓	✓
Occupancy		✓	✓	✓	✓	✓	✓	✓	✓	✓
CONNECTED	Wavelinx	✓	✓	✓	✓					
	Enlighted			✓	✓	✓	✓	✓	✓	✓
	Lumensafe				✓					✓





Caretaker



Caretaker 2



Celesteon



USSL / US-SL-XL



USSL / USXL Discrete



Galleon Pedestrian



Galleon



Galleonaire



Ridgeview



Vision Site



Ventus



Talon

Area / Roadway			Area/Site								
CRTK-R	CRTK2	CST	USSL / USSL-XL	USSL / USSL-XL	GAP	GAN	GAA	RDG	AVS/AVM	VST	TMU
COB	COB	COB	COB	Discrete	Discrete	Discrete	Discrete	Discrete	Discrete	Discrete	Discrete
48 - 73	UNV:20 - 70 DALI: 23 - 75	234 - 760	50 - 350	50 - 300	34 - 129	34 - 640	34 - 640	21 LED: 25 - 99 7 LED: 26 - 105	21 LED: 25 - 159 7 LED: 26 - 164	21 LED: 55 - 308 7 LED: 26 - 164	21 LED: 25 - 159 7 LED: 26 - 164
3,470 - 7,170	UNV: 2,700 - 9,740 DALI: 3,110 - 10,130	30,000 - 103,000	7,100 - 48,600	7,500 - 41,000	3,700 - 14,400	4,200 - 80,800	4,200 - 80,800	21 LED: 2,200 - 10,200 7 LED: 2,300 - 16,000	21 LED: 3,800 - 19,300 7 LED: 2,300 - 16,000	21 LED: 5,380 - 38,400 7 LED: 4,440 - 31,500	21 LED: 2,800 - 19,300 7 LED: 2,300 - 16,000
Up to 104	Up to 155	Up to 167	Up to 148	Up to 148	Up to 155	Up to 156	Up to 156	Up to 125	Up to 125	Up to 131	Up to 125
T2, T5	T2, T2-U0,T3, T3-U0, T5R, T5R-U0, T5R-SR	T1, T2,T3,T4, T5, T5N,T5R	T2, T3, T4, T5	T2R, T2U, T3, T4W, 5WQ	T2, T2R, T3, T3R, T4FT, T4W, SL2, SL3, SL4, 5NQ, 5MQ, 5WQ, SLL/SLR, RW, AFL	T2,T2R,T3,T3R,T- 4FT,T4W,SL2,SL3, SL4,5Q,5MQ,5WQ, SLL/SLR,RW,AFL	T2,T2R,T3,T3R, T4FT,T4W,SL2, SL3,SL4,5N- Q,5MQ,5WQ, SLL/SLR,R- W,AFL	T2, T3, T4, SL2,SL3,SL4, 5NQ,5MQ, 5WQ, SLL/ SLR,RW	T2, T3, T4, SL2,SL3,SL4, 5NQ,5MQ,5WQ, SLL/SLR,RW	T2, T3, T4, SL2,SL3,SL4, 5NQ,5MQ, 5WQ, SLL/SLR, RW	T2, T3, T4, SL2,SL3, SL4,5N- Q,5MQ,5WQ, SLL/SLR,RW
72,000 @ 40C	306,000 @ 40C	242,000 @ 40 C	158,000 @ 40 C	>800,000 @ 50C	205,000 @ 40C	19,00,000 @ 40C	19,00,000 @ 40C	425,000 @ 40C	425,000 @ 40C	425,000 @ 40C	425,000 @ 40C
Optional	✓	✓	✓	✓	✓	✓	✓	✓	✓	✓	✓
✓	✓	✓	✓	✓	✓	✓	✓	✓	✓	✓	✓
	✓		✓	✓	✓	✓	✓	✓	✓	✓	✓
			✓	✓	✓	✓	✓				
			✓	✓	✓	✓	✓	✓	✓		
			✓	✓		✓	✓				

# Lighting Controls

Lighting the way for connected communities. Smart, connected technologies mean safer, more efficient communities – and it starts with connected lighting. Our solutions put full system control and optimization at your fingertips, helping you rise to the challenges of today and tomorrow.



# Connected solutions overview

A number of product solutions to meet your code and application requirements.

This guide provides information on how WaveLinx can be used to meet or exceed your code and application requirements.

	Stand-alone Sensors (MS & MSP)
<b>Space type</b>	Area/Site
<b>Stand-alone or Network</b>	Stand-alone
<b>Wireless technology</b>	
<b>Sensing technology</b>	Integrated Motion / Photosensor
<b>Need-based feature progression</b>	
<b>Basic compliance only</b>	●
<i>Motion sensing</i>	●
<i>Daylight harvesting</i>	●
<i>Zone control</i>	
<i>Scheduling</i>	
<i>0-10V dimming</i>	●
<i>Individual fixture control</i>	●
<b>Area/site building integration</b>	
<i>A/V integration</i>	
<i>BMS integration</i>	
<i>UI options (touchscreen, apps, etc.)</i>	
<b>Enterprise level building integration</b>	
<i>Facility management &amp; tools</i>	
<i>Site plan and reporting</i>	
<b>Value-added services</b>	
<i>Asset tracking</i>	
<i>API integration</i>	
<i>Analytics/higher problem solving</i>	
<b>Cost progression</b>	
<i>Installation cost (controls &amp; fixtures)*</i>	\$
<i>Commissioning cost*</i>	\$
<i>Return on investment*</i>	\$

	WaveLinx wireless	WaveLinx wired
Wired Switches	●	●
Battery Switches	●	
Wired Sensors	●	●
Battery Sensors	●	
Wireless fixtures	●	
Sensor integrated fixtures	●	
Switchpacks	●	●
Receptacle Control	●	●
Integration	●	●
AV integration	●	●
BACnet	●	●
OpenADR	●	●
Mobile App	●	●
Floorplan	●	
Alarms & Events	●	
Energy Dashboard	●	
API Integration	●	

Lighting is everywhere

# Why shouldn't it do more?

Outdoor lighting provides the perfect platform for safer, more connected communities. Now, besides just keeping key areas well-lit, lighting can help you keep an eye on things. The LumenSafe solution is an all-in-one system combining LED lighting with high-definition cameras.

An aerial night view of a city, likely Atlanta, Georgia, showing a complex highway interchange with long-exposure light trails from cars. The city skyline is visible in the background with various skyscrapers illuminated. The foreground shows residential buildings and parking lots.

**LumenSafe**

All-in-one lighting & surveillance solution

# This changes everything

Lighting can provide the backbone for safer communities and cities through smarter surveillance and enhanced data. Cooper Lighting Solutions's camera-integrated luminaires are an easy win for you and your customers.

## \$ 30% Lower install cost

Reduce install cost by up to 30%.



## Flexible integration

LumenSafe is compatible with virtually any video management system or security platform.



## All-in-one solution

Easy installation with our all-in-one LumenSafe solution. Integrated camera and networking equipment means no additional wiring is needed beyond providing line power to the luminaire.



## Remote monitoring

Protect valuable goods and inventory from theft or vandalism remotely. Axis Communications cameras provide users with crystal clear high-quality images.

# Safe communities & cities start here



LED  
light fixtures



Integrated  
video camera



Flexible backhaul  
options  
(Cellular, Wi-Fi, Ethernet)



Software  
services



**LumenSafe**  
simplified  
integration

### Lighting Product Lines

Ametrix  
AtLite  
CoreLite  
Ephesus  
Fail-Safe  
Halo  
Halo Commercial  
Halo Outdoor  
Invue  
io  
Iris  
Lumark  
Lumière  
McGraw-Edison  
Metalux  
MWS  
Neo-Ray  
Portfolio  
RSA  
Shaper  
Streetworks  
Sure-Lites

### Controls Product Lines

Fifth Light Technology  
Greengate  
iLight (International Only)  
iLumin  
Zero 88

### Connected Lighting Systems

Distributed Low-Voltage Power  
Halo Home  
iLumin Plus  
LumaWatt Pro  
WaveLinx  
Trellix



## STREETWORKS

Area, Roadway & Site Product Guide



**Cooper Lighting Solutions**  
1121 Highway 74 South  
Peachtree City, GA 30269  
P: 770-486-4800  
[www.cooperlighting.com](http://www.cooperlighting.com)

© 2020 Cooper Lighting Solutions  
All Rights Reserved  
Publication No. BR521008EN  
November 2020

Cooper Lighting Solutions is a registered trademark.

All other trademarks are property of their respective owners.

Product availability, specifications, and compliances are subject to change without notice.