


# Streetworks

## Archeon Contemporary Roadway Series

### ARCH1 / ARCH2 Sizzle Sheet

## UNMATCHED PERFORMANCE MEETS MODERN, EFFICIENT DESIGN.

The Archeon Contemporary product family combines high performance and a lightweight, contemporary design to meet utility, DOT, & municipal standards. Patented, high-efficiency AccuLED Optics™ systems provide uniform & energy conscious illumination while the optimized construction means long-term life & serviceability.



### KEY SELLING POINTS

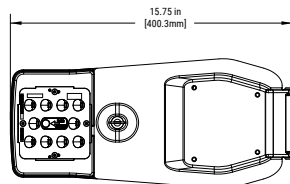
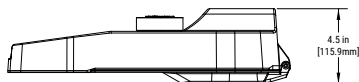
- Lightweight, die-cast aluminum construction for ease of install
- Time & cost savings through toolless entry & other installation friendly design features
- Superior optical performance utilizing the latest LED platforms & new wiring solutions
- IP66 optical enclosures
- Best-in-class electrical & optical performance with a full range of surge protection options
- Inspired, updated form enhancing standard cobra head style
- Future proof for controls adoption with ANSI C136.10 7-pin receptacle standard & Zhaga 4-pin receptacle options
- Shield options available to minimize light trespass

### APPLICATIONS

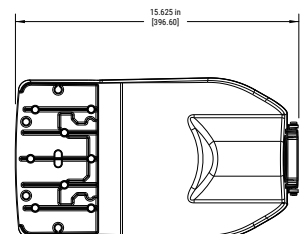
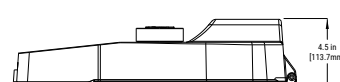


### DIMENSIONAL DETAILS

ARCH1



ARCH2



### AT A GLANCE

- Two sizes replacing up to 150W HID
- Lumen range: 3,400 - 14,000 lms
- Max LPW at 4000K
  - ARCH1 = 155 LPW
  - ARCH2 = 157 LPW
- Weight 7 lbs. (ARCH1) & 8 lbs. (ARCH2)
- Type II, III, IV, and V distributions
- Five 70 CRI CCTs from 2200K-5000K plus available Amber option
- DALI & D4i Drivers



DISCOVER FULL DETAILS ONLINE