

Project		Catalog #		Type	
Prepared by		Notes		Date	



HALO

4" New Construction Junction Box Housing

Designed to be used with HALO Downlight or Adjustable LED Trims or Surface Mount Fixtures. For use in standard or fire-rated ceilings that require up to 2 hours of protection when installed according to the International Building Code, Section 714.

Typical Applications Residential • Hospitality • Retail

Interactive Menu

- Order Information [page 2](#)
- Product Specifications [page 4](#)
- Product Warranty

Product Certification*



Refer to LED Retrofit Trims and Surface Mount product specification sheets for Certified to California Title 20 Appliance Efficiency Database and can be used to comply with California Title 24 high efficiency requirements

Product Features

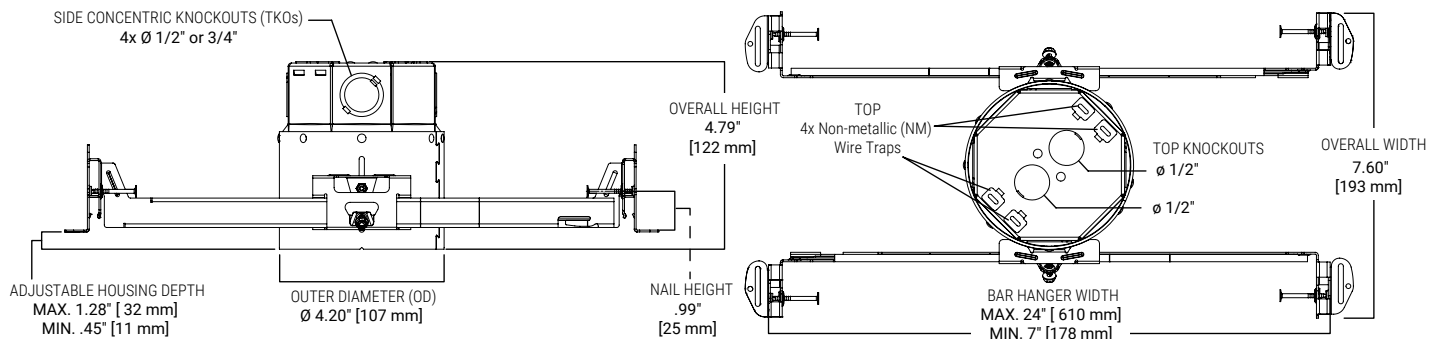


1. Use with T24-listed LED trims or surface mount fixtures.
2. Can be used to meet requirement when used with AIR-TITE or wet location-listed LED trim or surface mount fixture.

Top Product Features

- Round 4" junction box housing
- For use with HALO LED Trims/Modules or Surface Mount Fixtures
- Meets UL514A Metallic Outlet Box
- Suitable for use in fire-rated ceiling construction that requires up to 2-hour protection per International Building Code Section 714
- Approved for use in direct contact with air-permeable insulation
- Pass-N-Thru™ hanger bars allow for toolless shortening in tight spaces (7" to 24")
- All-Nail!™ preinstalled nail and integral T-grid clips allow for easy single-person installation
- Suitable for AIR-TITE and wet locations based on the installed LED trim/module or surface mount fixture
- Can also be used for ceiling fans (rated for loads up to 50 lbs)

Dimensional and Mounting Details

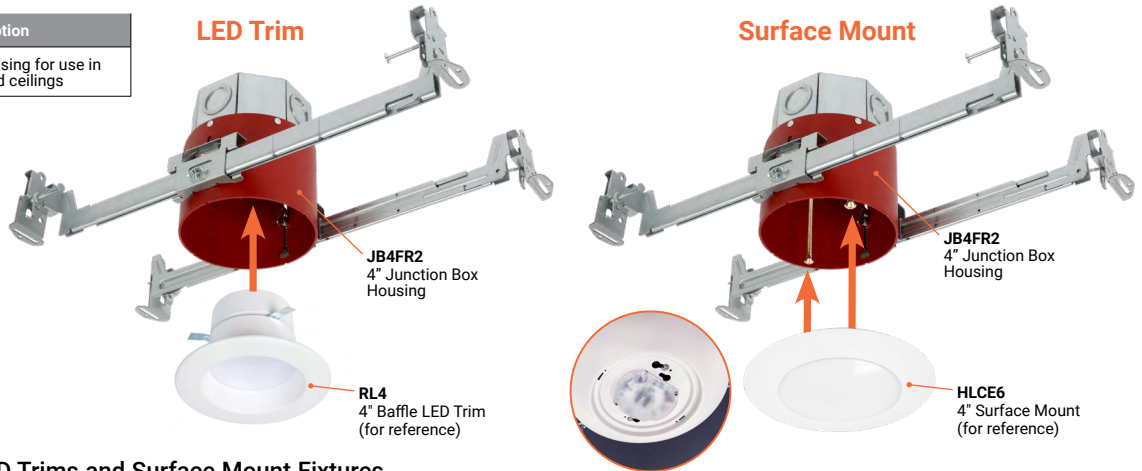


*T24 and RoHS are self-tested by Cooper Lighting Solutions. Not a third party certification.

Order Information

Catalog Number	Description
JB4FR2	4" Junction Box Housing for use in standard or fire-rated ceilings














FIRE RATED
UP TO 2 HOURS
FOR USE IN FIRE RATED CEILING CONSTRUCTIONS



Compatible LED Trims and Surface Mount Fixtures

Series Family	Description	Catalog Numbers	Lumens	CCT	Color Finishes / Designer Trims
LT4	Baffle LED Trim	LT4069FS1EWHR	600lms	5CCT: 2700K, 3000K, 3500K, 4000K, 5000K	Matte White
		LT4099FS1EWHR	900lms		
LA4	Smooth Adjustable Recessed LED Trim	LA4069271EWH	600lms	Dedicated CCT: 2700K, 3000K, 3500K, 4000K, 5000K	Matte White
		LA4069301EWH			
		LA4069351EWH			
		LA4069401EWH			
		LA4069501EWH			
RL4	Baffle Selectable LED Trim	RL4069S1EWHR	600lms	5CCT: 2700K, 3000K, 3500K, 4000K, 5000K	<ul style="list-style-type: none"> Available Baffle or Smooth Matte White, Matte Black, Satin Nickel, Tuscan Bronze
		RL4099S1EWHR	900lms		
RA4	Baffle Adjustable Recessed LED Trim	RA4LS9FSD2W1EWH	600/900lms	6-Color Field-SeleCCTable: 2700K, 3000K, 3500K, 4000K, 5000K, Dim-to-Warm	Matte White
RSQ4	Square Baffle Selectable LED Trim	RSQ4LS9FSD2W1EWH	600/900lms	6-Color Field-SeleCCTable: 2700K, 3000K, 3500K, 4000K, 5000K, Dim-to-Warm	Matte White, Matte Black, Satin Nickel, Tuscan Bronze
RLNL4	Night Light Baffle LED Trim	RLNL4079FSD2W1EWH	700lms	5CCT: 2700K, 3000K, 3500K, 4000K, 5000K	Matte White
RL WiZ4	Smart Wi-Fi Baffle LED Trim	RL4069WZRGBWWHR	600lms	5CCT: 2700K, 3000K, 3500K, 4000K, 5000K	<ul style="list-style-type: none"> Available Baffle or Smooth Matte White, Matte Black, Satin Nickel, Tuscan Bronze
CJB4	CJB Integrated JBOX Downlight	CJB4069FS1EMWR*	600lms	5CCT: 2700K, 3000K, 3500K, 4000K, 5000K	Matte White
HLBC4	Ultra Slim Regressed LED Downlight	HLBC4069FSD2W1EMW	600lms	6-Color Field-SeleCCTable: 2700K, 3000K, 3500K, 4000K, 5000K, Dim-to-Warm	<ul style="list-style-type: none"> Available Round or Square Matte White, Matte Black, Satin Nickel, Tuscan Bronze
ML4	ML4 LED Trim Downlight System	ML4D10FL9FS1E	1000lms	5CCT: 2700K, 3000K, 3500K, 4000K, 5000K	<ul style="list-style-type: none"> Available Round or Square Matte White, Matte Black, Brushed Nickel, Oil Rubbed Bronze, German Bronze, Brushed Copper, Satin Nickel
		ML4D10FL9FS1E			
		ML4D08FL95FS1E	800lms		
		ML4D06FLD2W1E	600lms	Dim-to-Warm	

Compatible LED Trims and Surface Mount Fixtures

Series Family	Description	Catalog Numbers	Lumens	CCT	Color Finishes/ Designer Trims
	Surface Mount Disk Light Bulk Packs	HLCE4079301EWH*	700lms	Dedicated CCT: 3000K, 4000K, 5000K	Matte White, Matte Black, Satin Nickel, Tuscan Bronze
		HLCE4079401EWH*			
		HLCE4079501EWH*			
	Surface Mount Disk Light Bulk Packs	HLCE6099301EWH*	900lms	Dedicated CCT: 3000K, 4000K, 5000K	Matte White, Matte Black, Satin Nickel, Tuscan Bronze
		HLCE6099401EWH*			
		HLCE6099501EWH*			
	Surface Mount Wet Location Disk Light	HLS4079301EWH*	700lms	Dedicated CCT: 3000K, 4000K, 5000K	Matte White, Matte Black, Satin Nickel, Tuscan Bronze
		HLS4079401EWH*			
		HLS4079501EWH*			
	Surface Mount Wet Location Disk Light	HLS6099301EWH*	900lms	Dedicated CCT: 3000K, 4000K, 5000K	Matte White, Matte Black, Satin Nickel, Tuscan Bronze
		HLS6099401EWH*			
		HLS6099501EWH*			
	Surface Mount Wet Location Disk Light	HLS9129301EWH	1200lms	Dedicated CCT: 3000K, 4000K, 5000K	Matte White, Matte Black, Satin Nickel, Tuscan Bronze
		HLS9129401EWH			
		HLS9129501EWH			
		HLSMS9129301EWH			
		HLSMS9129401EWH			
		HLSMS9129501EWH			
	Surface Mount Downlight	SMD4R69SWH	600lms	5CCT: 2700K, 3000K, 3500K, 4000K, 5000K	Matte White, Matte Black, Satin Nickel, Tuscan Bronze
		SMD4S69SWH			
	Surface Mount Downlight	SMD6R69SWHE	600lms	5CCT: 2700K, 3000K, 3500K, 4000K, 5000K	Matte White, Matte Black, Satin Nickel, Tuscan Bronze
		SMD6S69SWHE			
		SMD6R69SWHE-EM			
		SMD6S69SWHE-EM	1200lms		
		SMD6R129SWHE			
		SMD6S129SWHE			
		SMD6R129SWHE-EM			
SMD6S129SWHE-EM					
	Surface Mount Downlight	SMD12R209SWHE	2000lms	5CCT: 2700K, 3000K, 3500K, 4000K, 5000K	Matte White, Matte Black, Satin Nickel, Tuscan Bronze
		SMD12S209SWHE			
		SMD12R209SWHE-EM			
		SMD12S209SWHE-EM			
	Surface Mount Downlight	SMD14R209SWHE	2000lms	5CCT: 2700K, 3000K, 3500K, 4000K, 5000K	Matte White, Matte Black, Satin Nickel, Tuscan Bronze
		SMD14S209SWHE			
		SMD14R209SWHE-EM			
		SMD14S209SWHE-EM			
	Surface Mount Downlight	SLDSL4069S1EMWR	600lms	5CCT: 2700K, 3000K, 3500K, 4000K, 5000K	Matte White, Matte Black, Satin Nickel, Tuscan Bronze
	Surface Mount Downlight	SLDSL6069S1EMWR	600lms	5CCT: 2700K, 3000K, 3500K, 4000K, 5000K	Matte White, Matte Black, Satin Nickel, Tuscan Bronze
		SLD6129S1EMWR	1200lms		
	Slim Surface Mount LED Downlight	JBD4079FS1EWH	700lms	5CCT: 2700K, 3000K, 3500K, 4000K, 5000K	Matte White, Matte Black, Satin Nickel, Tuscan Bronze
	Low Profile Flush Mount	FM89S1EWHR	920lms	3CCT: 3000K, 4000K, 5000K	Matte White
		FM119S1EWHR	1250lms	5CCT: 2700K, 3000K, 3500K, 4000K, 5000K	
		FM159S1EWHR	1510lms		

Specification Features

Junction Box Housing

- Side Wiring: Four 1/2" - 3/4" concentric knockouts (TKOs) on side walls positioned to allow for straight conduit runs
- Top Wiring: Four non-metallic (NM) wire traps and two 1/2" eccentric knockouts (KOs)
- Accepts 14-2, 14-3, 12-2, 12-3 U.S. and 14-2, 14-3, 12-2 Canadian NC cable
- For precise positioning, V notches facilitate the use of laser lines or guide strings
- Meets UL514A Metallic Outlet Box and is suitable for use in fire-rated ceiling construction that requires up to 2-hour protection per International Building Code Section 714

Vertical Adjustment

- J-box housing adjusts vertically to accommodate 1/2" to 1-1/4" thick ceilings and locks into position from inside the j-box housing

Bar Hangers

- All-Nail!™ captive preinstalled nail and integral T-grid clips allow for single-person mounting
- Heavy-duty bars support the j-box housing at any point along the span
- Pass-N-Thru™ feature for toolless shortening in tight spaces (7" to 24")
- Score lines allow for toolless shortening for joist spacing of <12"
- The safety and guidance system prevents snagging, ensures smooth straight nail penetration, and allows bar hangers to be easily removed and repositioned

Trim Retention

- The cylindrical collar shape designed to accept 4" Recessed LED Trims (friction blades or Push-N-Twist mounting)
- Install from below the ceiling design
- LED retrofit trims/modules mount securely to the j-box housing and allow for 360° rotation
- Installer must ensure compatibility of fit, wiring, and proper mounting in the electrical junction box (This includes all applicable national and local electrical and building codes NEMA LSD 57 2013) .

Surface Mount Installation

- Designed to accept all Surface Mount fixtures that mount to a 4" junction box
- Install from below the ceiling design
- Installer must ensure compatibility of fit, wiring, and proper mounting in the electrical junction box (This includes all applicable national and local electrical and building codes NEMA LSD 57 2013).

Wiring & Connector

- The included orange 2-conductor LED Quick Connect is rated for 120/277V and works with HALO LED Trims/Modules (CJT Type)
- **CAUTION** – verify LED module input voltage is compatible with the input voltage of the housing. If uncertain, consult a qualified electrician.
- If required, the j-box housing provides a ground wire for attachment to LED trims/modules.
- As with any electrical installation, a qualified electrician must ensure compatibility of use with a particular LED trim/module or surface mount fixture. This includes all applicable national and local electrical and building codes. The installer is responsible for properly and securely retaining the LED trim/module or surface mount fixture in the j-box housing during installation.

Compliance

- cULus-listed for use with LED retrofit kits. See the instruction sheet for conditions of acceptability.
- Suitable for direct contact with air-permeable insulation. (Not to be used in direct contact with spray foam insulation.)
- Suitable wet locations when used with LED trims/modules or surface mount fixtures that are wet location listed.
- Airtight per ASTM-E283-04 when used with AIR-TITE certified LED trims/modules or surface mount fixtures.
- Suitable for use in clothes closets when installed in accordance with the NEC 410.16 spacing requirements
- Contains no mercury or lead and RoHS-compliant
- Can be used for the State of California Title 24 high-efficacy LED compliance under JA8 when used with T24-listed LED trims/modules or surface mount fixtures. Reference Modernized Appliance Efficiency Database System (MAEDBS) for 2016 JA8 High-Efficacy Lighting.
- ENERGY STAR® certified when used with LED trims/modules or surface mount fixtures that are ENERGY STAR® certified. Reference Certified Light Fixtures database.

Warranty

- One year limited warranty, consult website for details. www.cooperlighting.com/warranty