


Project		Catalog #		Type	
Prepared by		Notes		Date	



# Fail-Safe



## CV-LEL

### Changing Views - Visual Therapy Ceiling / Recessed Grid (2x2 / 2x4 / 4x4)

**Typical Applications**  
Healthcare facilities • Patient rooms • Corridors • Lobbies and Reception Area • Labor and Delivery Rooms • MRI Areas • Treatment and Exam Rooms

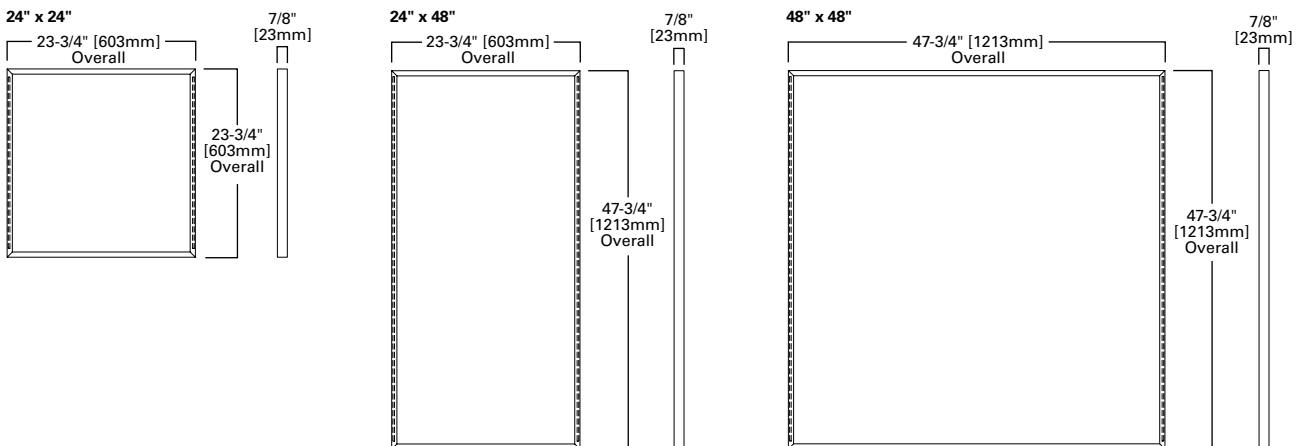
### Interactive Menu

- Order Information page 2
- Configuration Examples page 3
- Product Warranty

### Top Product Features

- Recessed extruded aluminum LED light enclosure for standard grid ceilings
- Choice of several images available
- Squares or rectangle configurations standard
- Choose Individual images, or create single image using multiple fixtures
- Non-dimmable or dimming transformers available
- MRI option available (non - ferrous construction)

### Dimensional and Mounting Details



\* Nominal 2500 delivered lumens for 2x2, 2x4 (less image)

## Order Information

SAMPLE ORDER NUMBER: **CV-LEL-G-120-4A-SCNPR613**


Product Family	LED	Mounting	Voltage	Configuration	Frame	Image Reference	Options
CV=Changing Views	LEL=LED Light Box	G=Grid Ceiling	120=120 Volt 277=277 Volt	<b>2' x 2' Fixtures</b> 2A=(1) 2' x 2' 2B=(2) 2' x 2' 2C=(4) 2' x 2' 2D=(6) 2' x 2' 2E=(9) 2' x 2' 2F=(12) 2' x 2' <b>2' x 4' Fixtures</b> 4A=(1) 2' x 4' 4B=(2) 2' x 4' 4C=(3) 2' x 4' 4D=(4) 2' x 4' 4E=(5) 2' x 4' 4F=(6) 2' x 4' <b>4' x 4' Fixtures</b> 4G=(1) 4' x 4'	[Blank]=Anodized Silver Finish (Standard)	NI=No Image (Light Box only)	MRI=Non-ferrous version
				<b>Notes</b> (1) For custom configurations, contact factory. (2) Nominal grid dimensions, center-to-center are 24" x 24", 24" x 48", or 48" x 48". Consult factory for other grid sizes/ceiling types.	<b>Notes</b> (3) Additional images available. See picture gallery at <a href="http://www.cooperlighting.com">www.cooperlighting.com</a> for image selection, part numbers and layout options.		

## Sample Images


(For complete selection, visit [www.cooperlighting.com](http://www.cooperlighting.com))

### Transformers/Dimming Controls

Transformers/Dimming Controls <sup>(4)</sup> (Ships separately from the LED light box)
<b>Transformer - (Non-dimmable) <sup>(4), (7)</sup></b> T41/UNV=120-277V, 100 Watts (100W/24V/4.1A/50/60HZ)
<b>Transformers - (Dimmable) <sup>(4), (5), (6), (7)</sup></b> D120=96W/24V/1.12A In/4A Out/50/60HZ D277=96W/24V/0.5A In/4A Out/50/60HZ
<b>Dimming Controls</b> DCC10=0 - 10V DC Dimmer Module for T41 transformers, (wires to 24V DC side), T41 is 100 watts, max when used with DCC10. 0-10V DC wall dimmer or control system by others (not included), Ships separately; order as separate line item. <sup>(8)</sup>
<b>Notes</b> (4) Transformer(s) necessary to operate LED light-box. Order as separate line item. Ships separately. Check matrix below to determine required number of transformers. (5) Requires magnetic slide dimmer switch, supplied by others. (6) Remote mounted enclosure included. (7) Each transformer can power four 2' x 2' panels or two 2' x 4', or 4' x 4' panels. (8) DCC10 is for use with T41/UNV transformer only. Not for use with D120 and D277 transformers.




SFL38




SEL2525



CL10



ASP7389



SCPR9034

## Product Specifications

### Mounting

- Fits into standard NEMA Type G grid, 15/16", 1-1/2", or 2". **Not for use in a 9/16" T-grid.**
- For the 2x2 and 2x4 light enclosures in use with a hard ceiling, use the dry wall framing kit (2x2; DFCL2424W-U, 2x4; DFCL2444W-U)

### Materials

- Non-ferrous version available for MRI applications

### Lens

- High quality acrylic photographic lens

### LEDs

- Nominal CRI = 72
- Nominal Color Temperature (without image) = 6000K
- Nominal delivered lumens (with art image) = 2500 for 2x2 and 2x4

### Energy

- Energy-efficient. 19.2 input watts for 2x2, 38.4 input watts for 2x4 and 4x4. 24V System

## Energy and Performance Data


### LED Edge Lit

Size	Input Watts
24" x 24"	19.2
24" x 48"	38.4
48" x 48"	38.4

### Recommended Number of Light Boxes per Transformer and Dimmer

Input Watts	19.2	38.4	38.4
Configuration	22	24	44
Size	24" x 24"	24" x 48"	48" x 48"
Transformer	Non-Dimmable Maximum number of light boxes per transformer		
T41/UNV	4	2	2
Transformers	Dimmable Maximum number of light boxes per transformer		
D120 or D277	4	2	2
The maximum distance from the transformer to the farthest fixture not to exceed 20'.			

## Configuration Examples



- Select desired imagery from the gallery (for the most up to date information visit our web site at [www.cooperhealthcaresolutions.com](http://www.cooperhealthcaresolutions.com))
- Select a configuration and corresponding luminaire layout.
- Indicate all the above information when placing an order.

**Important Note:**  
Configuration indicates quantity of fixtures. Only one catalog number per configuration is required.

## To be discontinued Q2 2025