

Project		Catalog #		Type	
Prepared by		Notes		Date	



Metalux

VHB

LED High Bay Luminaire

Typical Applications

Industrial • Commercial Manufacturing • Gymnasium

Interactive Menu

- Order Information [page 2](#)
- Photometric Data [page 3](#)
- Control Solutions [page 7](#)
- Product Warranty

Top Product Features

- Compact, lightweight design for ease of installation
- High Impact Polycarbonate optical lens. Impact protection rating IK10 Lens and IK10 Housing.
- 8 lumen packages available (9K, 12K, 15K, 18K, 24K, 30K, 36K and 48K)
- High-Performance efficacy up to 164 lm/W
- Occupancy and daylight sensor for added savings
- Options to meet Buy American and other domestic preference requirements

Product Certification

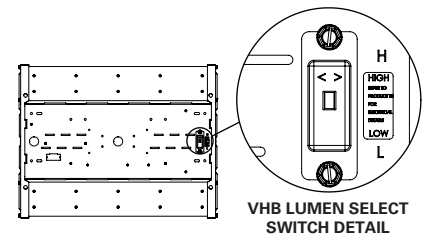
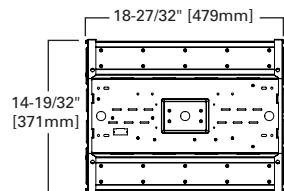
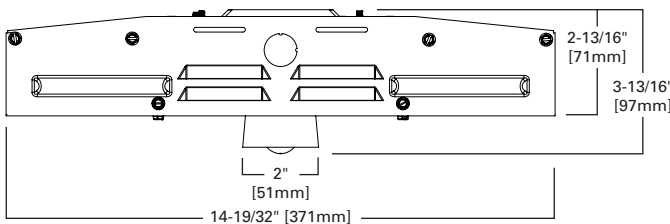


Product Features

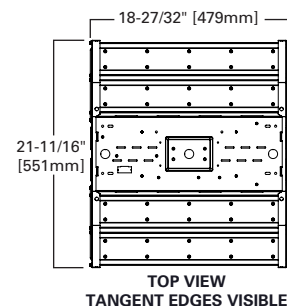
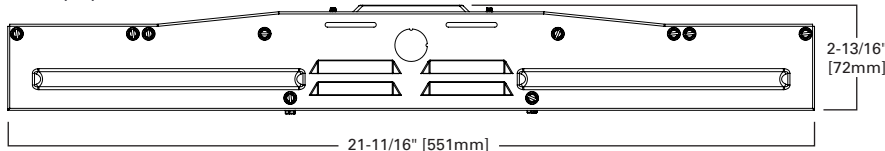


Dimensional and Mounting Details

VHB-9, 12, 15, 18, 24, 1215, 1824



VHB-30, 36, 48



Order Information

SAMPLE ORDER NUMBER: **VHB-12-HA-W-UNV-L840-CD-WLS4-U** Includes V Hangers for rapid installation

Domestic Preferences	Series	LED Lumen Output	Ambient	Distribution	Shielding	Voltage	CRI/CCT
Domestic Preferences ⁽¹⁾	Series ⁽²⁾	LED Lumen Output	Ambient	Distribution	Shielding	Voltage ⁽⁷⁾	CRI/CCT
[Blank] =Standard BAA =Buy American Act TAA =Trade Agreements Act	VHB =LED High Bay	9=9,000 Lumens 12=12,000 Lumens 15=15,000 Lumens 18=18,000 Lumens 24=24,000 Lumens 1215=Lumen Select 12000,15000 ⁽³⁾ 1824=Lumen select 18,000, 24000 ⁽³⁾ 30=30,000 Lumens 36=36,000 Lumens 48=48,000 Lumens ⁽⁴⁾	[Blank] =Standard 45°C HA =High Ambient (see table on page 5 for ratings) ^{(5),(6)}	N =Narrow (Aisle) W =Wide (General)	[Blank] =High Impact Polycarbonate Lens	UNV =Universal Voltage 120-277 UNC =Universal Voltage 347/480 ⁽⁸⁾	L735 =70 CRI, 3500K L740 =70 CRI, 4000K L750 =70 CRI, 5000K L835 =80 CRI, 3500K L840 =80 CRI, 4000K L850 =80 CRI, 5000K L935 =90 CRI, 3500K L940 =90 CRI, 4000K L950 =90 CRI, 5000K
Notes (1) Only product configurations with these designated prefixes are built to be compliant with the Buy American Act of 1933 (BAA) or Trade Agreements Act of 1979 (TAA), respectively. Please refer to DOMESTIC PREFERENCES website for more information. Components shipped separately may be separately analyzed under domestic preference requirements.	Notes (2) DesignLights Consortium® Qualified and classified for both DLC Standard and DLC Premium, refer to www.designlights.org for details.	Notes (3) 18% lower lumen output when connected to wall controller for dimming. (4) Not available at 347V.	Notes (5) Emergency Battery Pack available up to 50° C Ambient only. (6) HA not available with 48K lumen fixture.		Notes	Notes (7) Voltage must be specified when ordering accessory cord and plug. (8) Y-toggle mounting is required when combining UNC, 347V, 480V with a sensor.	

Options	Driver Type	Wiring	Options	Motion Sensors	Packaging
Options	Driver Type	Wiring	Options	Motions Sensors	Packaging
Emergency EL14WHV-REM =14-watt 120V-277V, Class 1 emergency battery pack remote mount ^{(9),(10)} EL20W-REM =20-watt 120V-277V, Class 1 emergency battery pack remote mount ^{(9),(10)}	CD =0-10V Dimming Driver 5LTD =DALI (not available in 24,000 lumens or lumen select)	C3 (1) =1 Circuit, 3' Cord with no Plug C3 (2) =2 Circuits, 3' Cord with no Plug C6 (1) =1 Circuit, 6' Cord with no Plug C6 (2) =2 Circuits, 6' Cord with no Plug C10 (1) =1 Circuit, 10' Cord with no Plug C10 (2) =2 Circuit, 10' Cord with no Plug PC3/120 =(NEMA L5-15P) 3' Cord with NEMA Plug PC3/277 =(NEMA L7-15P) 3' Cord with NEMA Plug PC3/347 =(NEMA L24-20P) 3' Cord with NEMA Plug PC3/480 =(NEMA L8-20P) 3' Cord with NEMA Plug PC6/120 =(NEMA L5-15P) 6' Cord with NEMA Plug PC6/277 =(NEMA L7-15P) 6' Cord with NEMA Plug PC6/347 =(NEMA L24-20P) 6' Cord with NEMA Plug PC6/480 =(NEMA L8-20P) 6' Cord with NEMA Plug	MP =Modular Power Receptacle ⁽¹¹⁾ PAF =Painted After Fabrication GRY =Gray BLK =Gloss Black MBK =Matte Black	MS =360° or 180° Motion Sensor Installed, (specify voltage) ^{(12), (13), (17)} OEPF010VMV =Occupancy Sensor with Integrated PhotoCell FSP-211/L7 =PIR Occupancy Sensor with Integral 0-10V Dimming ^{(12),(15)} FSP-321/L7 =PIR Occupancy Sensor with Integral 0-10V dimming ^{(12),(16)} LWR =Enlighted Wireless Sensor system ^{(12), (13), (14)} WLS4 =WaveLinX LITE, Dimming Motion and Daylight, Bluetooth Programmable, 15' - 40' Mounting ⁽¹⁴⁾ WPS4 =WaveLinX PRO, Dimming Motion and Daylight, WAC Programmable, 15' - 40' Mounting ⁽¹⁴⁾ ZLD1Z =Leviton 120-277V PIR Occupancy Sensor with integral 0-10V Dimming ⁽¹⁵⁾ ZLDUZ =Leviton 347-480V PIR Occupancy Sensor with integral 0-10V Dimming ⁽¹⁶⁾	U =Unit Pack PALC =Job Pack, in carton
Notes (9) Emergency option requires remote mount only. (10) Emergency option not available with 48K lumen with UNC, 347V, or 480V.			Notes (11) Requires use of MC or MPC cord accessories.	Notes (12) When ordering sensor, specify as UNV (for 120 or 277V), or 347V, or 480V. (13) Y-toggle mounting is required when installing the VHB 24K lumen combined with UNC, 347V, 480V, and a motion sensor. (14) Sensor not available with 48K lumen package at UNC, 347V, or 480V. (15) Available for UNV (120V or 277V) only. (16) Available for UNC (347V or 480V) only. (17) Sensor available UNV and 347V only for 48K lumen package.	

Accessories

Accessories (order separately) ⁽¹⁹⁾
VHB-SPM =Single Point Mount Adapter Kit ^{(12), (13), (15), (21)} LOOP-10 =Ten Foot Loop Hanger, #2 Cable ⁽¹⁶⁾ LOOP-30 =Thirty Foot Loop Hanger, #2 Cable ⁽¹⁶⁾ FL-1 =Fixture Loop ⁽¹⁷⁾ SHK =Fixture Hook ⁽¹⁷⁾ Y-TOGGLE-_-2PK =(2) Y-Toggle Cable Kits (Specify 10 or 30 for length in feet) ⁽¹⁸⁾ HBAYC-CHAIN/SET/U =(2) V-Hook Hangers, 36" Chain Sets w/S-Hooks VHB-WG-W =Field Installable, Wireguard for VHB 30K-48K lumens ⁽¹⁴⁾ VHB-WG =Field Installable, Wireguard for VHB ⁽¹⁴⁾ MPC3 =3' Modular Power Cord & Plug (Specify Voltage) MC6 =6' Modular Power Cord MPC6 =6' Modular Power Cord & Plug (Specify Voltage)
Notes (12) Fixture cannot be surfaced mounted and must be a minimum of 18 inches below ceiling surface. (13) Single point mounting requires counterbalance weight which is included in the VHB-SPM kit. (14) Wireguard option is field installable only. (15) Rigid mount not for use in gymnasiums. (16) The accessory Loop Hanger shall be utilized only as a secondary safety and not the primary means of mounting. (17) Must be used in conjunction with VHB-SPM accessory for proper attachment to fixture. (18) Y-toggle mounting is required when installing the VHB when combining a sensor with UNC, 347V, or 480V. (19) Accessories sold separately will be separately analyzed under domestic preference requirements. Consult factory for further information. (21) Can not use mount on 30K, 36K, and 48K lumen fixtures.

Product Specifications

Construction

- Durable CRS and extruded aluminum housing provides added protection for LED components and optimal performance
- Impact protection rating IK10 Lens and IK10 Housing
- Compact 15in x 18in low-profile design for a less obtrusive installation

Electrical

- Long-life LED system coupled with electrical driver to deliver optimal performance
- LED's available in 3500K, 4000K and 5000K with a CRI \geq 80
- cULus listed
- Electronic drivers are available for 120-277V, 347V and 480V applications
- Standard 0-10V dimming
- Or, specify the Digital Addressable Lighting Interface (DALI) drivers for use with Fifth Light controls

Finish

- White enamel finish preceded by a multistage cleaning cycle, iron phosphate coating with rust inhibitor to protect against contaminants and oxidation

Optics

- Precision designed, high-impact polycarbonate optics deliver even illumination
- Narrow and wide distribution ensures superior performance to key areas within an application

Options

- Integrated WaveLinX sensor options provide code compliance, increased energy savings, grouping of fixtures, and connection to WaveLinX control systems. WaveLinX Wireless Sensor option provides up to 5000 sq. ft. coverage with installation heights up to 40 feet.

Mounting

- The VHB LED series is ideally suited for suspension mounting with standard V Hangers (included) and optional chain set, or cable mounting
- Single-point mounting is also available with SPM adapter kit

Compliance

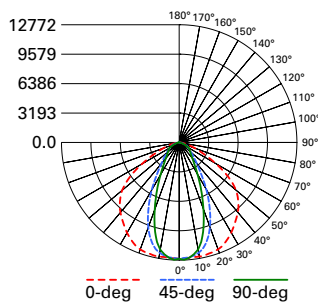
- Luminaires are cULus listed for damp locations -40°C to 55°C ambient environments with 0-10V drivers (see chart)
- IESNA LM-79 and LM-80 standards
- DesignLights Consortium® Qualified and classified for DLC Standard and DLC Premium (refer to www.designlights.org)

Warranty

- Five-year warranty

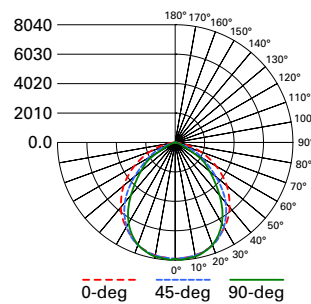
Photometric Data

 [View IES files](#)



VHB-18-N-UNV-L840-CD

Electronic Driver
 Linear LED 4000K
 Spacing criterion: (H) 1.32 x mounting height, (L) 0.73 x mounting height
 Lumens: 17928
 Input Watts: 124.8W
 Efficacy: 143.7 LPW
 Test Report: VHB-18-N-UNV-L840-CD.
 IES



VHB-18-W-UNV-L840-CD

Electronic Driver
 Linear LED 4000K
 Spacing criterion: (H) 1.25 x mounting height, (L) 1.19 x mounting height
 Lumens: 18285
 Input Watts: 124.8W
 Efficacy: 146.5 LPW
 Test Report: VHB-18-W-UNV-L840-CD.
 IES

Energy and Performance Data by Catalog Number

Catalog Number	Description	Delivered Lumens	Watts	Efficacy (lm/W)			
Narrow							
VHB-9-N-UNV-L835-CD-U	Value High Bay, 9K Lumen, Narrow Dist, 120-277V, 3500K, Dim	8670	55	156			
VHB-9-N-UNV-L840-CD-U	Value High Bay, 9K Lumen, Narrow Dist, 120-277V, 4000K, Dim	9047	55	163			
VHB-9-N-UNV-L850-CD-U	Value High Bay, 9K Lumen, Narrow Dist, 120-277V, 5000K, Dim	9073	55	164			
VHB-12-N-UNV-L835-CD-U	Value High Bay, 12K Lumen, Narrow Dist, 120-277V, 3500K, Dim	11421	78	146			
VHB-12-N-UNV-L840-CD-U	Value High Bay, 12K Lumen, Narrow Dist, 120-277V, 4000K, Dim	11918	78	152			
VHB-12-N-UNV-L850-CD-U	Value High Bay, 12K Lumen, Narrow Dist, 120-277V, 5000K, Dim	11953	78	153			
VHB-15-N-UNV-L835-CD-U	Value High Bay, 15K Lumen, Narrow Dist, 120-277V, 3500K, Dim	14416	101	142			
VHB-15-N-UNV-L840-CD-U	Value High Bay, 15K Lumen, Narrow Dist, 120-277V, 4000K, Dim	15043	101	148			
VHB-15-N-UNV-L850-CD-U	Value High Bay, 15K Lumen, Narrow Dist, 120-277V, 5000K, Dim	15086	101	149			
VHB-18-N-UNV-L835-CD-U	Value High Bay, 18K Lumen, Narrow Dist, 120-277V, 3500K, Dim	17181	125	138			
VHB-18-N-UNV-L840-CD-U	Value High Bay, 18K Lumen, Narrow Dist, 120-277V, 4000K, Dim	17928	125	144			
VHB-18-N-UNV-L850-CD-U	Value High Bay, 18K Lumen, Narrow Dist, 120-277V, 5000K, Dim	17980	125	144			
VHB-24-N-UNV-L835-CD-U	Value High Bay, 24K Lumen, Narrow Dist, 120-277V, 3500K, Dim	22771	166	137			
VHB-24-N-UNV-L840-CD-U	Value High Bay, 24K Lumen, Narrow Dist, 120-277V, 4000K, Dim	23761	166	143			
VHB-24-N-UNV-L850-CD-U	Value High Bay, 24K Lumen, Narrow Dist, 120-277V, 5000K, Dim	23830	166	144			
VHB-30-N-UNV-L835-CD-U	Value High Bay, 30K Lumen, Narrow Dist, 120-277V, 3500K, Dim	28646	203	141			
VHB-30-N-UNV-L840-CD-U	Value High Bay, 30K Lumen, Narrow Dist, 120-277V, 4000K, Dim	29891	203	147			
VHB-30-N-UNV-L850-CD-U	Value High Bay, 30K Lumen, Narrow Dist, 120-277V, 5000K, Dim	29978	203	148			
VHB-36-N-UNV-L835-CD-U	Value High Bay, 36K Lumen, Narrow Dist, 120-277V, 3500K, Dim	33348	245	136			
VHB-36-N-UNV-L840-CD-U	Value High Bay, 36K Lumen, Narrow Dist, 120-277V, 4000K, Dim	34798	245	142			
VHB-36-N-UNV-L850-CD-U	Value High Bay, 36K Lumen, Narrow Dist, 120-277V, 5000K, Dim	34899	245	143			
VHB-48-N-UNV-L835-CD-U	Value High Bay, 48K Lumen, Narrow Dist, 120-277V, 3500K, Dim	44241	324	136			
VHB-48-N-UNV-L840-CD-U	Value High Bay, 48K Lumen, Narrow Dist, 120-277V, 4000K, Dim	46165	324	142			
VHB-48-N-UNV-L850-CD-U	Value High Bay, 48K Lumen, Narrow Dist, 120-277V, 5000K, Dim	46299	324	143			
Narrow, Lumen Select		Level 1 Lumen	Level 2 Lumen	Level 1 Watt	Level 2 Watt	Level 1 Efficacy	Level 2 Efficacy
VHB-1215-N-UNV-L835-CD-U	Value High Bay, 12K/15K Lumen Select, Narrow Dist, 120-277V, 3500K, Dim	11421	14416	78	101	146	142
VHB-1215-N-UNV-L840-CD-U	Value High Bay, 12K/15K Lumen Select, Narrow Dist, 120-277V, 4000K, Dim	11918	15043	78	101	152	148
VHB-1215-N-UNV-L850-CD-U	Value High Bay, 12K/15K Lumen Select, Narrow Dist, 120-277V, 5000K, Dim	11953	15086	78	101	153	149
VHB-1824-N-UNV-L835-CD-U	Value High Bay, 18K/24K Lumen Select, Narrow Dist, 120-277V, 3500K, Dim	17181	22771	125	166	138	137
VHB-1824-N-UNV-L840-CD-U	Value High Bay, 18K/24K Lumen Select, Narrow Dist, 120-277V, 4000K, Dim	17928	23761	125	166	144	143
VHB-1824-N-UNV-L850-CD-U	Value High Bay, 18K/24K Lumen Select, Narrow Dist, 120-277V, 5000K, Dim	17980	23830	125	166	144	144

Energy and Performance Data by Catalog Number

Catalog Number	Description	Delivered Lumens		Watts		Efficacy (lm/W)	
Wide							
VHB-9-W-UNV-L835-CD-U	Value High Bay, 9K Lumen, Wide Dist, 120-277V, 3500K, Dim	8842		55		160	
VHB-9-W-UNV-L840-CD-U	Value High Bay, 9K Lumen, Wide Dist, 120-277V, 4000K, Dim	9227		55		167	
VHB-9-W-UNV-L850-CD-U	Value High Bay, 9K Lumen, Wide Dist, 120-277V, 5000K, Dim	9254		55		167	
VHB-12-W-UNV-L835-CD-U	Value High Bay, 12K Lumen, Wide Dist, 120-277V, 3500K, Dim	11649		78		149	
VHB-12-W-UNV-L840-CD-U	Value High Bay, 12K Lumen, Wide Dist, 120-277V, 4000K, Dim	12155		78		155	
VHB-12-W-UNV-L850-CD-U	Value High Bay, 12K Lumen, Wide Dist, 120-277V, 5000K, Dim	12190		78		156	
VHB-15-W-UNV-L835-CD-U	Value High Bay, 15K Lumen, Wide Dist, 120-277V, 3500K, Dim	14703		101		145	
VHB-15-W-UNV-L840-CD-U	Value High Bay, 15K Lumen, Wide Dist, 120-277V, 4000K, Dim	15342		101		151	
VHB-15-W-UNV-L850-CD-U	Value High Bay, 15K Lumen, Wide Dist, 120-277V, 5000K, Dim	15386		101		152	
VHB-18-W-UNV-L835-CD-U	Value High Bay, 18K Lumen, Wide Dist, 120-277V, 3500K, Dim	17523		125		140	
VHB-18-W-UNV-L840-CD-U	Value High Bay, 18K Lumen, Wide Dist, 120-277V, 4000K, Dim	18285		125		147	
VHB-18-W-UNV-L850-CD-U	Value High Bay, 18K Lumen, Wide Dist, 120-277V, 5000K, Dim	18338		125		147	
VHB-24-W-UNV-L835-CD-U	Value High Bay, 24K Lumen, Wide Dist, 120-277V, 3500K, Dim	23224		166		140	
VHB-24-W-UNV-L840-CD-U	Value High Bay, 24K Lumen, Wide Dist, 120-277V, 4000K, Dim	24234		166		146	
VHB-24-W-UNV-L850-CD-U	Value High Bay, 24K Lumen, Wide Dist, 120-277V, 5000K, Dim	24304		166		147	
VHB-30-W-UNV-L835-CD-U	Value High Bay, 30K Lumen, Wide Dist, 120-277V, 3500K, Dim	29216		203		144	
VHB-30-W-UNV-L840-CD-U	Value High Bay, 30K Lumen, Wide Dist, 120-277V, 4000K, Dim	30486		203		150	
VHB-30-W-UNV-L850-CD-U	Value High Bay, 30K Lumen, Wide Dist, 120-277V, 5000K, Dim	30574		203		151	
VHB-36-W-UNV-L835-CD-U	Value High Bay, 36K Lumen, Wide Dist, 120-277V, 3500K, Dim	34011		245		139	
VHB-36-W-UNV-L840-CD-U	Value High Bay, 36K Lumen, Wide Dist, 120-277V, 4000K, Dim	35490		245		145	
VHB-36-W-UNV-L850-CD-U	Value High Bay, 36K Lumen, Wide Dist, 120-277V, 5000K, Dim	35593		245		145	
VHB-48-W-UNV-L835-CD-U	Value High Bay, 48K Lumen, Wide Dist, 120-277V, 3500K, Dim	45121		324		139	
VHB-48-W-UNV-L840-CD-U	Value High Bay, 48K Lumen, Wide Dist, 120-277V, 4000K, Dim	47083		324		145	
VHB-48-W-UNV-L850-CD-U	Value High Bay, 48K Lumen, Wide Dist, 120-277V, 5000K, Dim	47220		324		146	
Wide, Lumen Select		Level 1 Lumen	Level 2 Lumen	Level 1 Watt	Level 2 Watt	Level 1 Efficacy	Level 2 Efficacy
VHB-1215-W-UNV-L835-CD-U	Value High Bay, 12K/15K Lumen Select, Wide Dist, 120-277V, 3500K, Dim	11649	14703	78	101	149	145
VHB-1215-W-UNV-L840-CD-U	Value High Bay, 12K/15K Lumen Select, Wide Dist, 120-277V, 4000K, Dim	12155	15342	78	101	155	151
VHB-1215-W-UNV-L850-CD-U	Value High Bay, 12K/15K Lumen Select, Wide Dist, 120-277V, 5000K, Dim	12190	15386	78	101	156	152
VHB-1824-W-UNV-L835-CD-U	Value High Bay, 18K/24K Lumen Select, Wide Dist, 120-277V, 3500K, Dim	17523	23224	125	166	140	140
VHB-1824-W-UNV-L840-CD-U	Value High Bay, 18K/24K Lumen Select, Wide Dist, 120-277V, 4000K, Dim	18285	24234	125	166	147	146
VHB-1824-W-UNV-L850-CD-U	Value High Bay, 18K/24K Lumen Select, Wide Dist, 120-277V, 5000K, Dim	18338	24304	125	166	147	147

Energy and Performance Data

Lumen Maintenance

Ambient Temperature	TM-21 Lumen Maintenance (60,000 hours)	Theoretical L70 (Hours)
50°C	> 87%	> 159,000

IK Rating

VHB	IK Rating
Lens	IK10
Housing	IK10

Shipping Data


Catalog No.	Wt.
VHB-9	13 lbs.
VHB-12	13 lbs.
VHB-15	13 lbs.
VHB-18	13 lbs.
VHB-24	13 lbs.
VHB-1215	13 lbs.
VHB-1824	13 lbs.
VHB-30	18 lbs.
VHB-36	18 lbs.
VHB-48	18 lbs.

Ambient Ratings

Lumen Package	Ambient Rating	High Ambient Rating	EM Battery (Remote)
VHB-9	45°C	55°C	50°C
VHB-12	45°C	55°C	50°C
VHB-15	45°C	55°C	50°C
VHB-18	45°C	55°C	50°C
VHB-24	45°C	55°C	50°C
VHB-1215	45°C	55°C	50°C
VHB-1824	45°C	55°C	50°C
VHB-30	45°C	50°C	50°C
VHB-36	45°C	50°C	50°C
VHB-48	45°C	-	50°C

Modular F-Bay Power Supply Option

Cooper Lighting's F-Bay Modular Power Supply option is available for use with all F-Bay products. The modular power supply allows external fixture access for safe and easy servicing. There is no need to remove lamps or reflectors to disconnect fixture power with F-Bay Modular Power Supply. Access to the individual fixture's power supply allows servicing without turning off all the fixtures, disrupting occupants. F-Bay Modular Power Supply is a time saver in installation – **simply plug & power.**



1. Modular Power Supply Receptacle supplied mounted into fixture Access Plate
2. Modular Power Cord & Plugs in 120, 277, 347, & 480V configurations for easy plug & power into existing supply

No internal fixture access required for installation or disconnecting power

Code Compliance

- UL/cUL Certified for Make/Break under load (UL2549)
- Meets NEC requirements for ballast disconnect (NEC 410.73G)
- Allows for addition of Occupancy Sensor without hard connections
- Receptacles complete with insulating/dust cap

Control Solutions

- WaveLinX LITE wireless
- WaveLinX PRO wireless
- WaveLinX CAT wired
- WaveLinX Wired



The VHB LED with WaveLinX offers no-hassle lighting control with multiple luminaire level control solutions.



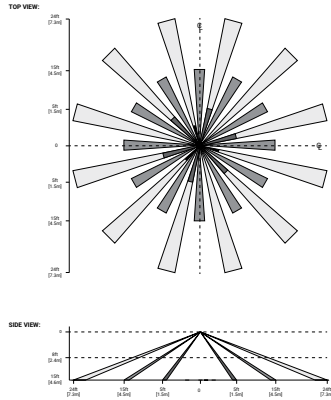
WaveLinX PRO is a wireless lighting control solution, for connected spaces, that significantly reduces a building's energy consumption. From a single floor to an entire campus, WaveLinX PRO connects more than lighting assets; it shares aggregated sensor data with the WaveLinX CORE platform and other building systems, so building owners can improve operations, spaces environment, and tenants' experience. WaveLinX PRO offers a rich portfolio of wireless devices, WaveLinX PRO-enabled luminaires, and an intuitive WaveLinX mobile app for office, education, warehouse, and parking garage applications.



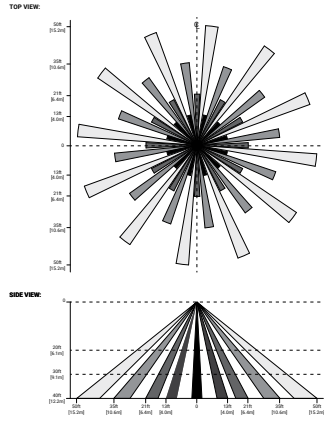
WaveLinX LITE is a cost effective, wireless digital lighting control solution, with out-of-the-box functionality, that saves energy and meets code. It's designed for applications that require occupancy-based, daylighting, or manual light control. Customize installations for office, education, warehouse and parking garages using the secure, simple mobile app.

Integrated Sensor Coverage Pattern

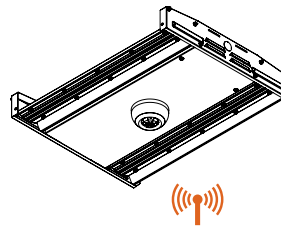
WaveLinX PRO/LITE Sensor – WLS2 and WPS2



WaveLinX PRO/LITE Sensor – WLS4 and WPS4



With Integrated WaveLinX Sensor



Integrated Controls Options

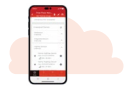
Option	Out of the Box Functionality	Luminaire Level Lighting Control (LLLC)	Automatic Dimming Photocell	Occupancy Sensing	CCT Control
WLS	X	X	X	X	
WPS		X	X	X	

Systems comparison chart

Cooper Lighting Solutions provides many lighting system solutions designed to satisfy code requirements and meet the unique needs of any project.



Luminaire with standalone sensor



Standalone Spaces WaveLinX LITE



Standalone Spaces WaveLinX CAT



Networked Spaces WaveLinX PRO



Enterprise WaveLinX CORE

	Luminaire with standalone sensor	Standalone Spaces WaveLinX LITE	Standalone Spaces WaveLinX CAT	Networked Spaces WaveLinX PRO	Enterprise WaveLinX CORE
Occupancy	Yes	Yes	Yes	Yes	Yes
Daylighting	Yes	Yes	Yes	Yes	Yes
Wallstations	-	Yes	Yes	Yes	Yes
Gateways	-	-	-	1 WAC	300 WACs
Devices (MAX)	-	40 per Area (1120 per space)	40 per Area	200 per WAC2	32,500 per CORE Enterprise
Software	-	WaveLinX LITE Mobile App	WaveLinX CAT Mobile App	WaveLinX Mobile App	CORE
Areas	-	28 per Space	Unlimited	50 per WAC2	up to 3,000
Zones	-	16 per Area	16 per Area	16 per Area	up to 9,000
Scheduling	-	-	-	Local	Global
VividTune™	-	-	-	Yes	Yes
Plug-Load Control	-	Yes	Yes	Yes	Yes
Low-Voltage Power	-	-	Yes	Yes	Yes
Integration	-	-	-	-	BACnet, API
Dashboards	-	-	-	-	Energy, Occupancy
Configuration	-	Installer	Installer	Technician	Technician / IT