



Classic appearance,
leading edge
performance
and value.

-----+ PRODUCT FEATURES

- Easily installed acrylic lens panels in 4 styles
- Tool-less spring latches in center (single latch) or corner (dual latches) configurations
- Up to 10,600 lumens, 140 lpw
- Four 70 CRI CCTs from 2700K to 5000K, 2700K in 80 CRI, and Amber option

-----+ PRODUCT BENEFITS

- Precise optics
- Uplight control
- Easy installation and serviceability
- Low total cost of ownership
- Replaces up to 400W equivalent HID





LEADING EDGE PERFORMANCE AND VALUE.

The Lexington LED post top lantern offers state of the art photometrics and low total cost of ownership in a time-tested form. Lexington's precision optics deliver light exactly where it's needed with minimal uplight.

Utility-friendly features include a 3-position terminal block, choice of 3-pin or 7-pin photocell/control receptacle, and center- or corner-mounted tool-less latch options. The driver and surge protector are easily accessed via the hinged roof, as are the easily installed or replaced optional acrylic panels.

LENS OPTIONS



Clear Lens



Textured Lens

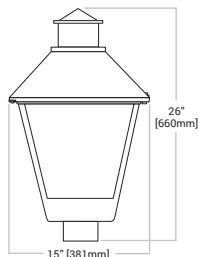


Frosted Lens

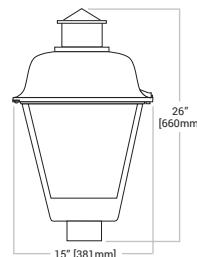


Refractive Lens

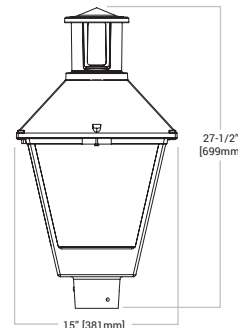
DIMENSIONAL DETAILS



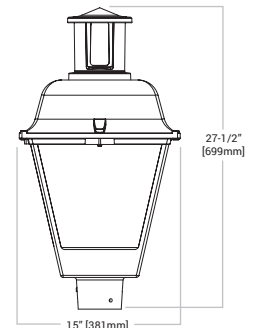
LXF



LXT



LXF - Tall Cupola



LXT - Tall Cupola