

Project		Catalog #		Type	
Prepared by		Notes		Date	



HALO

RL3 | Selectable CCT

3-inch All-purpose LED retrofit module with SeleCCTable switch

Typical Applications

Residential

Interactive Menu

- Order Information [page 2](#)
- Product Specifications [page 2](#)
- Photometric Data [page 3](#)
- Energy & Performance Data [page 3](#)
- Product Warranty

Product Certification



Refer to ENERGY STAR® Certified Products List.
Can be used to comply with California Title 24 High Efficacy requirements.
Certified to California Appliance Efficiency Database under JAB.

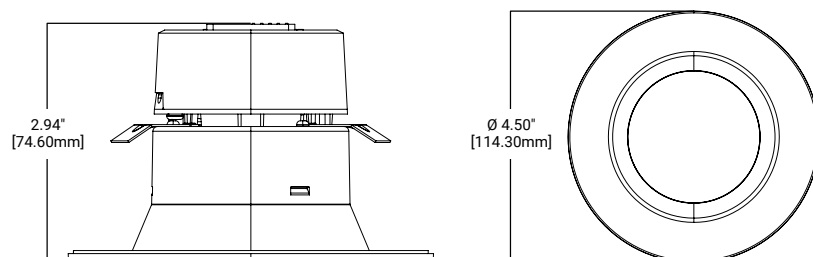
Product Features



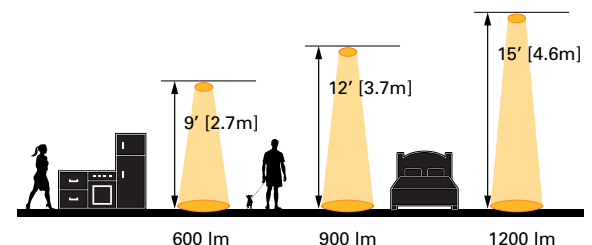
Top Product Features

- Select from 5 CCTs via switch; 2700K, 3000K, 3500K, 4000K, 5000K CCT; 90 CRI
- Lumens: 500
- Use with 3" housings with screwbase adapter included
- Dimmable down to 5%
- Friction blade mounting

Dimensional and Mounting Details



Scale



Order Information

SAMPLE ORDER NUMBER: **RL3059FS1EWHR**

A complete luminaire consists of a housing, and LED module, order separately.

Models	Lumens	CRI/CCT	Driver	Finish	Packaging
RL3 = 3-inch all-purpose retrofit LED module	05 = 500 lumens (nominal)	9FS = 90 CRI minimum, field selectable CCT (2700K, 3000K, 3500K, 4000K, 5000K)	1E = 120V 60Hz, LE & TE phase cut 5% dimming	WH = white flange	R = Recyclable 4-color unit carton suitable for point of purchase merchandising display
Notes	Notes	Notes	Notes	Notes	Notes

Accessories (order separately)

Accessories (order separately)
Designer Trims RL3TRMMW = 3" decorative overlay, matte white RL3TRMMBB = 3" decorative overlay, matte black RL3TRMSN = 3" decorative overlay, satin nickel RL3TRMTBZ = 3" decorative overlay, tuscan bronze
Notes

Housing Compatibility

Compatible Halo LED Housings with LED luminaire connector
Halo LED 3-inch H35ICAT = 3" LED, Shallow Recessed New Construction Housing H35RICAT = 3" LED, Shallow Recessed Remodel Housing H350FR2ICAT = 3" LED 2 Hour Fire Rated New Construction Housing, ICAT, 10W



RL3TRMMW

White (Paintable), Splay



RL3TRMMB

Matte Black, Splay



RL3TRMSN

Satin Nickel, Splay



RL3TRMTBZ

Tuscan Bronze, Splay

Product Specifications

CCT Select System

- Use the switch to choose between 2700K, 3000K, 3500K, 4000K, and 5000K CCT

Module – Trim

- Module construction includes LED array, heat sink, reflector, lens, baffle and trim ring
- Regressed baffle
- Heat sink designed to conduct heat away from the LED array, keeping the junction temperatures below specified maximums, even when installed in insulated ceiling environments

LED Array

- Mid power LED array provides a uniform source with high efficiency and no pixilation
- 90 CRI minimum, R9 greater than 50
- Color accuracy at 4 SDCM in between endpoints, provide color accuracy and uniformity.
- Color Temperature (CCT) has a selectable range from 2700K to 5000K (factory default 3000K)

Optical Assembly

- Regressed lens
- Impact-resistant polycarbonate
- Convex form and lamp-like appearance
- Diffuse for even illumination

Driver

- Integral 120V 60 Hz constant current driver provides noise free operation
- Continuous, flicker-free dimming from 100% to 5%
- Inline electrical quick connect and E26 adapter (provided) provides mains connections
- See Dimming Guide for compatible dimmers

Retention

- Push-N-Twist universal installation clips
- Clips are pre-installed and designed to fit 3" compatible recessed housings

Decorative Overlays (sold separately)

- RL3 decorative overlays are accessory rings that attach to the RL3 for a permanent finish. Refer to the RL3 accessories specification sheet for details.
- Matte white
- Satin nickel
- Tuscan bronze

Gaskets

- Closed cell gaskets achieve restrictive airflow requirements without additional caulking

Compliance

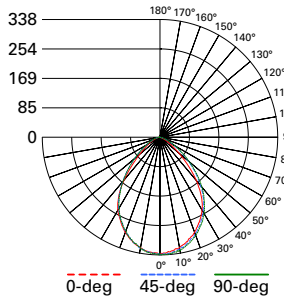
- UL Certified
- Wet and Damp location listed
- Airtight certified per ASTM-E283
- Suitable for use in clothes closets when installed in accordance with the NEC 410.16 spacing requirements
- EMI/RFI emissions per FCC 47CFR Part 15 consumer limits
- Contains no mercury or lead and RoHS compliant
- Photometric testing in accordance with IES LM-79-08
- Lumen maintenance projections in accordance with IES LM-80-08 and TM-21-11
- Can be used for State of California Title 24 high efficacy luminaire compliance. Complies with Title 24 JA8-2016-E
- Can be used International Energy Conservation Code (IECC) high efficiency luminaire compliance
- ENERGY STAR® listed, reference database for current listings

Warranty

- Five year limited warranty, consult website for details. www.cooperlighting.com/warranty

Photometric Data

[View IES files](#)



RL3059FS1EWH-3000K

Spacing criterion: (0-180) 1.1
(90-270) 1.11
(Diagonal) 1.16

Beam Angle: 80°
Field Angle: 125°
Lumens: 573
Input Watts: 7.17 W
Efficacy: 80 LPW
Test Report:
RL3059FS1EWH.ies

Zonal Lumen	Lumens	% Lumens
0-30	242	42.2
0-40	372	64.9
0-60	532	92.8
0-90	573	100

TM-30-15	Rf = 95
	Rg = 100
CRI/CIE	Ra = 96
	R9 = 65

CCT - Range of 2700K- 5000K



80°

Energy and Performance Data

RL3059FS1EWH	
Max. Lumens	581 @ 4000K
Input Voltage	120V
Input Frequency	50/60 Hz
Input Power	7.4W
Input Current	0.078A
Power Factor	>0.90
THD	<20%
EMI/RFI	FCC Title 47 CFR, Part 15, Class B (Consumer)
Sound Rating	Class A
Minimum Starting Temp	-30°C (-22°F)