

DESCRIPTION

The Paralux III Series features recessed aesthetics and the latest in energy efficient technology. The luminaire incorporates a nominal 3" deep precision cell louver into a 4-3/4" deep para-contoured fixture housing. This combination creates a total high performance parabolic optical assembly for optimum performance. The series is compatible with all of today's popular ceiling systems and is available with a number of options and accessories for application versatility. The high performance luminaire is designed to offer maximum efficiency and performance for today's unique interior specifications. The Paralux III series is an excellent choice for commercial office spaces, schools, hospitals or retail merchandising areas.

SPECIFICATION FEATURES

Construction

4-3/4" deep, para-contoured housing, die formed of code gauge, prime cold rolled steel. Die embossed housing has full length die formed stiffeners for added strength. Contoured ballast/wireway cover is easily removed. Die formed captive lampholder bracket fully encloses lampholder wiring permitting easy lampholder replacement. Heavy gauge end plates are securely attached with interlocking tabs and screws. Four auxiliary fixture end suspension points provided. KO's for continuous row wiring. End plates have integral Grid-Lock feature for safety and convenience.

Electrical**

Ballast are CBM/ETL Class "P" and are positively secured by mounting bolts. Pressure lock lampholders. UL/CUL listed. Suitable for damp locations.

Finish

Lighting grade, baked white enamel finish. Multistage, iron phosphate pretreatment ensures maximum bonding and rust inhibition.

Hinging/Latching

Positive spring loaded, self locking, steel latches. Safety lock T-hinges allow hinging and latching from either side.

Catalog #		Type	
Project		Date	
Comments			
Prepared by			

Louwer

Die formed of low iridescent, vertical grain anodized aluminum. Finish is Anodic oxide coating. Accurate precision parabolic cells are held in place with interlocking feature. True-cut mitered corners. Black reveal with integral mechanical light seal around entire perimeter of louver. Louver protected from construction contaminants by polyethylene cover.

Compliance

Options to meet Buy American Act requirements.

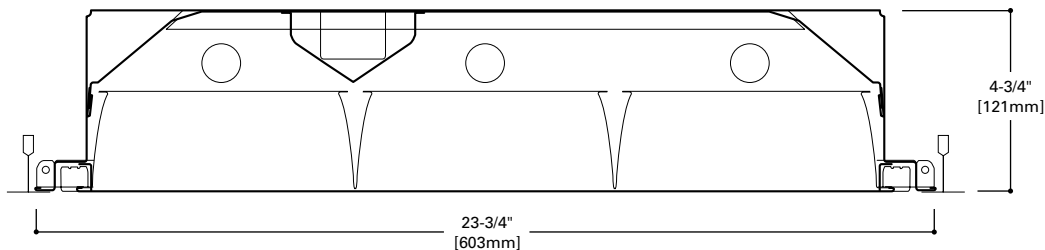


2EP3GX
317

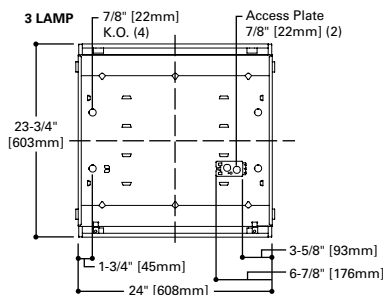
9 Cell

**2' X 2' PARABOLIC
3 T8 LAMPS
SEMI-SPECULAR, SPECULAR
OR WHITE PAINTED LOUVER**

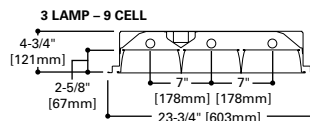
Paralux III
Recessed Static or Air
Supply Troffer



MOUNTING DATA



LAMP CONFIGURATIONS



CEILING COMPATIBILITY

G	G	G	F	MZ	Ceiling Type	Trim Type
Grid/Lay-in Standard	Concealed T	Slot Grid	Aluminum Flange Trim With Supporting Swing Gates	Modular Trim With Supporting Swing Gates	Exposed Grid	G
					Concealed T	G
					Slot Grid	G
					Flange	F
					Concealed "T" or "Z"	MZ
					Metal Pan	MZ
					(Verify compatibility/ consult factory.)	

ENERGY DATA

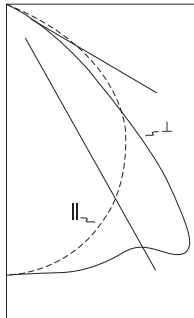
Input Watts:
EB Ballast & STD Lamps
317 (56)

Luminaire Efficacy Rating
LER = FP-57
Catalog Number: 2EP3GX-317
Yearly Cost of 1000 lumens,
3000 hrs at .08 KWH = \$4.24

**Reference the lamp/ballast data in the Technical Section for specific lamp/ballast requirements.

LINEAR DISCONNECT
Designed to provide safe and convenient means of disconnecting power

PHOTOMETRICS



2EP3GX-317S33I-PAF
Electronic Ballast

(3) F17T8/TL841 Lamps
1400 Lumens

Spacing criterion:
(H) 1.2 x mounting
height, (L) 1.6 x
mounting height

Efficiency 71.3%

Test Report:
ITL52928

LER = FP-57

Yearly Cost of 1000
lumens, 3000 hrs at
.08 KWH = \$4.24

Coefficients of Utilization

rc rw	Effective floor cavity reflectance								20%															
	80%				70%				50%				30%				10%				0%			
	70	50	30	10	70	50	30	10	50	30	10	50	30	10	50	30	10	50	30	10	50	30	10	0
RCR																								
0	85	85	85	85	83	83	83	83	79	79	79	76	76	76	73	73	73	71						
1	79	77	74	72	78	75	73	71	72	70	69	69	68	67	67	66	65	63						
2	74	69	65	61	72	67	64	61	65	62	59	63	60	58	61	59	57	55						
3	68	62	57	53	66	60	56	52	58	55	51	57	53	51	55	52	50	48						
4	63	55	50	46	61	54	49	45	53	48	45	51	47	44	50	46	44	42						
5	58	50	44	40	57	49	44	40	48	43	39	46	42	39	45	41	39	37						
6	54	45	39	35	52	44	39	35	43	38	35	42	38	34	41	37	34	33						
7	50	41	35	31	49	40	35	31	39	35	31	38	34	31	38	34	31	29						
8	46	38	32	28	45	37	32	28	36	31	28	35	31	28	34	30	27	26						
9	43	34	29	25	42	34	29	25	33	28	25	32	28	25	32	28	25	24						
10	41	32	26	23	40	31	26	23	31	26	23	30	26	23	29	25	23	21						

Zonal Lumen Summary

Zone	Lumens	%Lamp	%Fixture
0-30	1000	23.8	33.4
0-40	1708	40.7	57.0
0-60	2832	67.4	95.6
0-90	2995	71.3	100.0
0-180	2995	71.3	100.0

Typical VCP Percentages

Room Size (Ft.)	Height Along		Height Across	
	8.5'	10.0'	8.5'	10.0'
20 x 20	79	75	84	80
30 x 30	84	81	88	84
30 x 60	87	83	89	86
60 x 30	86	83	90	87
60 x 60	88	86	91	88

Candela

Angle	Along H	45°	Across ⊥
0	1234	1234	1234
5	1227	1228	1235
10	1204	1219	1243
15	1173	1209	1257
20	1128	1194	1266
25	1077	1168	1262
30	1019	1134	1277
35	949	1090	1402
40	865	1062	1296
45	766	1029	910
50	654	816	538
55	525	498	342
60	363	264	211
65	158	124	85
70	48	45	36
75	23	20	19
80	10	9	9
85	3	3	3
90	0	0	0

ORDERING INFORMATION

SAMPLE NUMBER: 2EP3GX-317S33I-UNV-EB81-U

<p>Domestic Preferences ⁽¹⁰⁾ [Blank]=Standard BAA=Buy American Act</p> <p>Rating Blank=Standard ATW-SW4=Chicago Rated</p> <p>HR=Heat Removal ⁽¹⁾</p> <p>Width 2=2' Width</p> <p>EP=Paralux Louver</p> <p>3=3" Louver Depth</p> <p>Trim Type G=Grid/Lay-in (Standard) G=Concealed T/Slot Grid ⁽⁷⁾ F=Aluminum Flange Trim ⁽⁸⁾ MZ=Modular Trim</p> <p>AX=Air Supply Floating Louver X=Blank Side/Floating Louver - Non-Air Supply (Omit A) AVX=Air Supply Floating Louver with Directional Air Vane (Add V)</p>	<p>Number of Lamps 3=3 Lamps ⁽³⁾</p> <p>Wattage (Length) 17=17W T8 (24")</p> <p>Louver Color S=Silver W=White</p> <p>Cell Configuration 33=3 Rows of 3, 9 Cell</p> <p>Louver Finish I=Semi-Specular/Haze (Low Iridescent) Standard (Silver Only) P=Painted (White only)</p> <p>Option - Aluminum Flange Trim ⁽⁸⁾ Blank=SW (Single White) Type Color 'S' Single 'N' Natural 'R' In Row 'W' White 'E' End of Row</p>	<p>Voltage ⁽⁴⁾ 120V=120 Volt 277V=277 Volt 347V=347 Volt UNV=Universal Voltage 120-277 ⁽⁵⁾</p> <p>Options GL=Single Element Fuse GM=Double Element Fuse WTR=White Reveal Flex=Flex Installed (Reference Flex ordering information) EL=Emergency Installed ^{(6), (9)}</p>	<p>Ballast Type EB8 =T8 Electronic Start. Total Harmonic Distortion < 10% No. of Ballast 1, 2 or 3 EB8 /PLUS= T8 Electronic Start. Total Harmonic Distortion < 10% High Ballast Factor >1.15 No. of Ballast 1, 2 or 3 ER8 =T8 Electronic Program Rapid Start. Total Harmonic Distortion < 10% No. of Ballast 1, 2 or 3</p>	<p>Options PAF=Painted After Fabrication REP=Riveted Endplates</p> <p>Packaging U=Unit Pack PAL=Job Pack, out of carton PALC=Job Pack, in carton</p>
---	--	---	---	--

ACCESSORIES ⁽¹¹⁾

EQ-CLIP-U=T-BAR Safety Earthquake Clips ⁽²⁾

NOTES: ⁽¹⁾ Integral end plate grid lock feature not available in heat removal. ⁽²⁾ An EQ Grid Clip is recommended for all 9/16" ceiling systems. Four required per fixture. ⁽³⁾ Standard off-center ballast on 3-lamp fixtures. ⁽⁴⁾ Products also available in non-US voltages and frequencies for international markets. ⁽⁵⁾ Not available when specifying emergencies, voltage must be specific. ⁽⁶⁾ Fixtures equipped with "EL" option may require a 5-1/2" housing depth. If installing in field, must use low profile battery pack. ⁽⁷⁾ Louver is recessed by 5/16" in Concealed T or Slot Grid T. ⁽⁸⁾ Specify row configuration, type in catalog number when ordering complete fixture. ⁽⁹⁾ Please specify required voltage, 120V or 277V. ⁽¹⁰⁾ Only product configurations with this designated prefix are built to be compliant with the Buy American Act of 1933 (BAA). Please refer to DOMESTIC PREFERENCES website for more information. Components shipped separately may be separately analyzed under domestic preference requirements. ⁽¹¹⁾ Accessories sold separately will be separately analyzed under domestic preference requirements. Consult factory for further information.

Specifications & dimensions subject to change without notice. Consult your Cooper Lighting Solutions Representative for availability and ordering information.

SHIPPING DATA

Catalog No.	Wt.
2EP3GX-317S33I	28 lbs.



Cooper Lighting Solutions
1121 Highway 74 South
Peachtree City, GA 30269
P: 770-486-4800
www.cooperlighting.com

© 2023 Cooper Lighting Solutions
All Rights Reserved.
Specifications and dimensions
subject to change without notice.

ADF090224
January 27, 2023 4:09 PM