


Project		Catalog #		Type	
Prepared by		Notes		Date	



Metalux

WP

2' and 4' LED Utility Wrap Light

Typical Applications

- Commercial • Educational • Residential • Corridor • Stairway
- Multi-Use or Utility Application

Interactive Menu

- Order Information [page 2](#)
- Photometric Data [page 3](#)
- Product Warranty

Product Certification



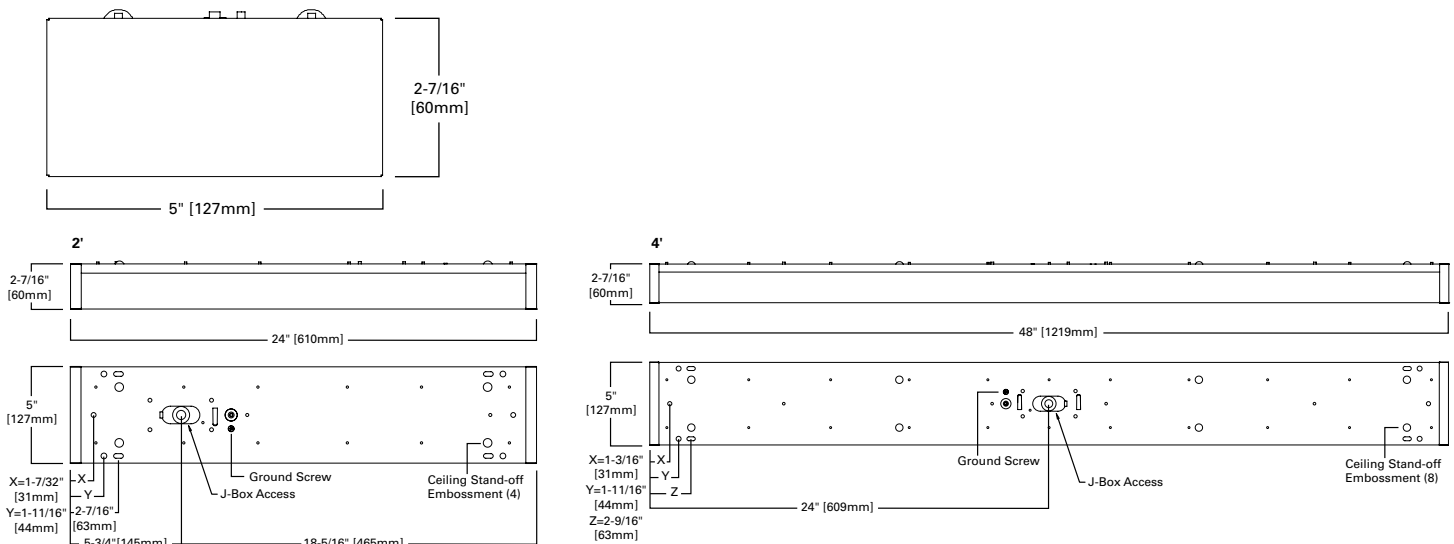
Product Features



Top Product Features

- Ideal for replacing single or two lamp fluorescent wraparounds
- Prismatic LED blend acrylic lens for general light coverage
- Efficacy up to 115 lm/W saves up to 40% over fluorescent wraps
- Low-profile, post-painted die formed channel (48" L x 5" W x 2.5" H)
- DLC Standard classified

Dimensional and Mounting Details



Order Information

Catalog Number	UPC	CCT (K)	CRI (Min)	Delivered Lumens	Watts	Efficacy (lm/W)	Controls	Input current (A)	
								120V	277V
2WP1540C	080083858385	4000	80	1788	15.8	113	Non-Dimming	0.13	0.06
2WP1540R *	080083847181	4000	80	1820	16.5	110	Non-Dimming	0.13	0.06
4WP3040R *	080083847167	4000	80	4010	34.5	115	Non-Dimming	0.26	0.126

* Color print and labels on packaging

Accessories

Accessories (Order Separately)
HBAYC-CHAIN/SET/U=(2) V-Hook Hangers, 36" Chain Sets w/S-Hooks ⁽¹⁾ BKYT18-063-120K=Y Toggle No. 2 at 10 ft. long ⁽¹⁾ SCF-12-B=12" Fixed Stem Set (specify if another length needed) ⁽¹⁾ EBPLED7W= User Installed, Remote Mount, 7 Watt LED Emergency Battery Pack EBPLED14W= User Installed, Remote Mount, 14 Watt LED Emergency Battery Pack
Notes (1) Separate junction box (by others) required for power on all suspended options.

Energy and Performance Data

Load Data*

	2'	4'
PF	0.91	0.91
THD%	13.4	12.7
Weight	1.0	4.0
Low Temp Start	-20C	-20C

*277V data

Shipping Data

Catalog Base	Wt.	Units per Pallet
2WP	1.1 lbs.	96
4WP	4.5 lbs.	72

Product Specifications

Construction

- Die formed post painted white steel housing and end plates
- Available sizes: 2ft and 4ft
- Impact resistant, UV-stabilized acrylic prismatic lens
- Tool-less lens retention design for easy maintenance

Electrical

- Universal voltage (120-277V) non-dimming driver
- L70 at 50,000 rated life-hours (TM-21), or greater than 24 years at 6 hrs/day
- LEDs are 4000K CCT and 80 CRI minimum

Emergency Battery Pack Option

- Field installed remote mount UNV battery pack available, 7 and 14 watts, ships separately
- Batteries provide 90 minutes of backup power
- Factory installed battery pack not available

Shielding

- Classic wrap-around rectangular lens profile
- Standard LED blended prismatic for wide area coverage and even illumination
- See acrylic cleaning and limitations on use

Installation

- Surface (wall or ceiling) mount capable via junction box
- Suspension mount capable using standard V-hook or Y-toggle mounting kits
- Quick-access J-box plate allows for fast install and inspection
- Rated for installs in closet storage areas, as defined in NEC section 410.16

Compliance

- UL/cUL listed for damp location
- Rated for 0F (-20C) to 104F (40C) ambient operating temperatures
- RoHS compliant
- Suitable for use in closet storage spaces when installed in accordance with NFPA-70 and NEC 410.16 spacing requirements
- LED complies with IESNA LM-79 and LM-80
- DesignLights Consortium® Qualified and classified for DLC Standard, refer to www.designlights.org for details

Warranty

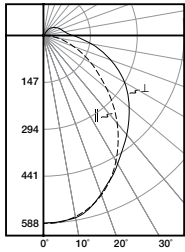
- Five year warranty

Features and Benefits

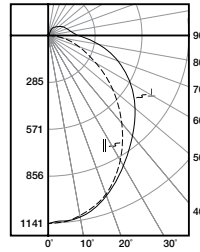
	Feature	Benefit
Performance	Up to 115 lm/W, 50K life hours at L70	Save over 40% energy over existing LFL strips
	DLC® Compliant	Eligible for energy rebate
	5-Year Warranty	Certified and guaranteed performance
	Meets NEC Section 410.16 code	Permitted for use in closet or small storage spaces
Construction	Full length, standard width post painted steel channel	No painting required. Ideal for LFL retrofit
	Prismatic Acrylic Lens Optic	One for one replacement of 2-lamp LFL wraparounds
	Surface or chain mount capability	Design flexibility / simplified installation

Photometric Data

[View IES files](#)



2WP1540_
 Electronic Driver
 Linear LED 4000K
 Spacing criterion: (II) 1.14 x mounting height,
 (⊥) 1.17 x mounting height
 Lumens: 1789
 Input Watts: 15.8W
 Efficacy: 113.2 lm/W
 Test Report: 2WP1540_IES



4WP3040_
 Electronic Driver
 Linear LED 4000K
 Spacing criterion: (II) 1.15 x mounting height,
 (⊥) 1.19 x mounting height
 Lumens: 3588
 Input Watts: 31.4W
 Efficacy: 114.3 lm/W
 Test Report: 4WP3040_IES