

**WSL**

Linear WaveStream luminaire

**Metalux**






# WaveStream LED

## The breakthrough you've been waiting for

WaveStream LED technology presents a new paradigm that will take LEDs mainstream in a way that hasn't been possible before — transforming the LED point source into a highly efficient and elegant luminous plane. It's a groundbreaking technology that delivers unparalleled design freedom, maximum energy efficiency and unrivaled optical and brightness control.

## The science behind the beauty

A patented optical coupling process maximizes the amount of light injected into the WaveStream panel, dramatically improving luminaire efficiency. Laser-precise, patented AccuAim optics arranged in exacting patterns provide unparalleled brightness control while delivering optimal distributions tailored to each fixture and application.



WaveStream is the first lighting technology designed and optimized exclusively for LEDs — with form and function that allows mainstream adoption like never before. Once you factor in all the ways you can build and customize WaveStream lighting solutions, over 500,000 configurations are available to address nearly every major lighting application.

# WaveStream™ LED

*Taking Control of Light.*

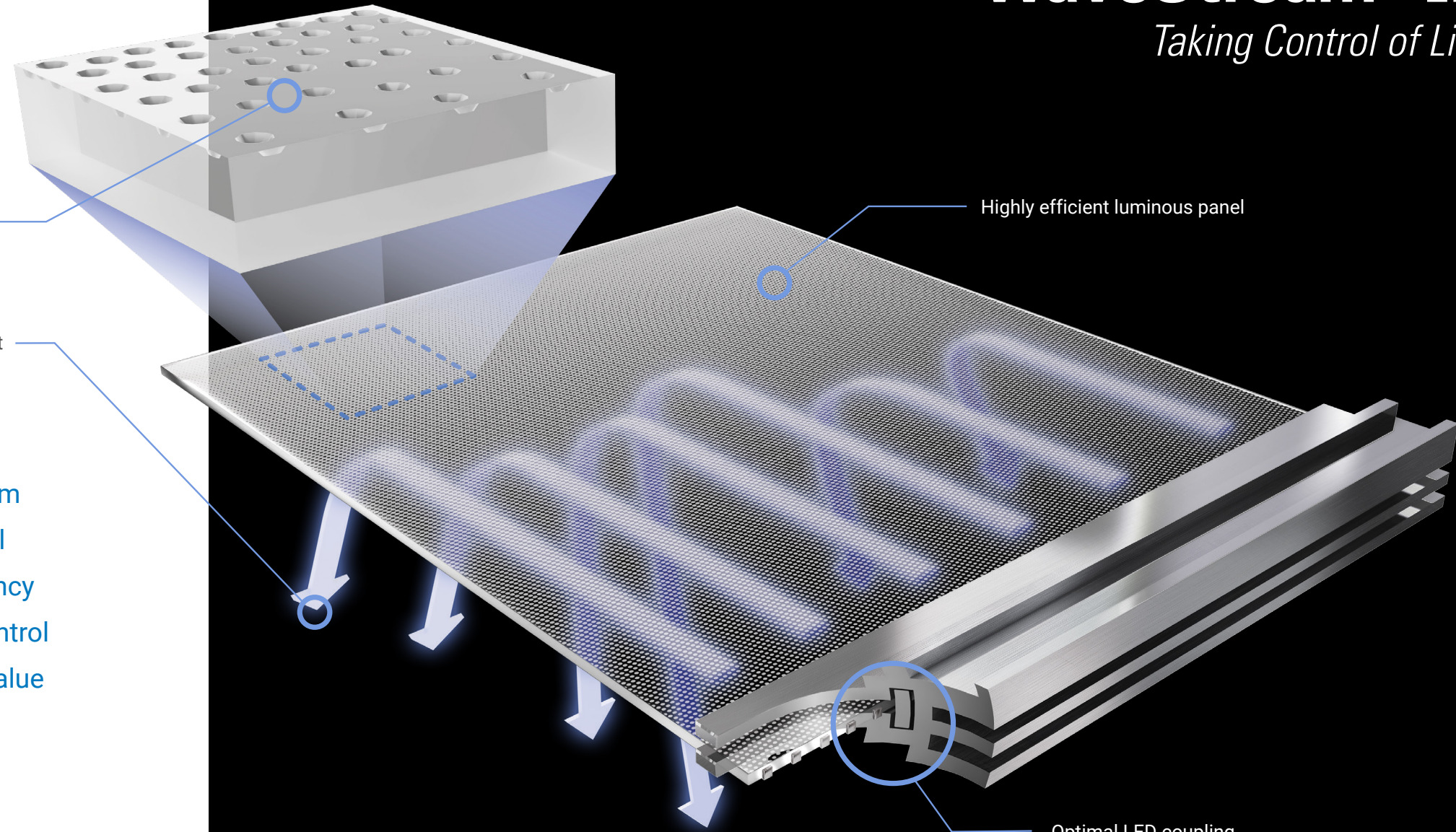
Patented AccuAim™ optics

Precisely controlled light output


- Design freedom
- Optical control
- Energy efficiency
- Brightness control
- Mainstream value

Highly efficient luminous panel

Optimal LED coupling







## WSL Linear with WaveStream technology



**Performance, uniformity and design**, the new **WSL linear series** redefines traditional linear ambient lighting by fully embracing latest LED technology with Cooper Lighting Solutions's innovative Wavestream™ design. With its low-profile housing and continuous row mounting options, the WSL provides a premium visual aesthetics designed to properly illuminate a wide variety of workplace environments. Unlike any other, the WSL linear series high efficiently advanced optical design delivers optional light uniformity along with exceptional visual comfort. The result is excellent performance and superior energy savings – all at an affordable price.






# Overview

|   |
|---|
| <b>WSL Linear with WaveStream LED technology</b>  |
| Uniquely designed Wavestream "Accum-Aim" optic for precision light distribution                     |
| Streamline low profile design with robust aluminum and steel construction                           |
| Wide range of performance levels depending on application needs                                     |
| Fully integrated controls options for different mounting  |
| Energy savings in excess of 45% compared to traditional fluorescent linear solutions                |
| Elimination of traditional linear lens issues – fading and cracking                                 |
| Flexible mounting options for either stand alone or continuous row                                  |
| Suitable for pluggable, tandem in-line wiring configuration both line and low voltage               |
| Ideal replacement for low bay and aisle industrials, open/assembly area, retail louvered luminaires |
| cULus damp location, RoHS compliant, DLC Qualified  |

**WSL LINEAR**

- Precision optics deliver optimal light distribution
- Performance offering ensures balanced lumens per watt
- Continuous row flexibility with integral sensor options
- Cost effective per Linear ft.



# Compliance and approvals

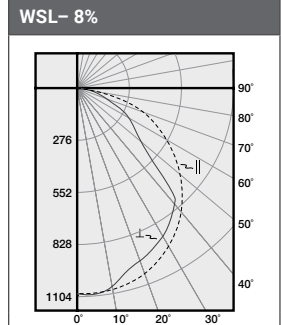




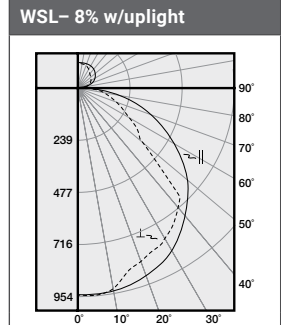
# Performance

|   |
|---|
| <b>WSL Linear with WaveStream LED technology</b>  |
| High-performance efficacy up to 124 lumens per watt   |
| Energy savings in excess of 45% compared to traditional fluorescent indirect, low bays, linear products   |
| Three Correlated Color Temperatures (3500K, 4000K and 5000K) at typical 85 CRI  |
| 0-10V dimming drivers (standard) - compatible with wall dimmers (10% - 100%), daylighting sensors and room controllers from Cooper Lighting Solutions. Optional High definition (HCD) or 1% dimming |
| PI options for easy plug n' play installation for both line voltage and dimming   |
| Emergency options – EL7W (700) and EL14W (1400)   |
| Binning: Per ANSI, 3-step MacAdam ellipse   |
| Qualified: L82 @ 105,000 hrs.   |
| Comprehensive 5-year warranty   |

# Photometrics



Electronic Driver  
 Linear LED 4000K  
 Spacing criterion:  
 (||) 1.34 x mtg height,  
 (⊥) 1.19 x mtg height  
 Lumens = 3098.0  
 Input Watts = 24.9  
 Efficacy = 124.4 lm/W  
 Test: 4WSL-LD2-30-UPL8-  
 UNV-L840-CD1-U.IES



Electronic Driver  
 Linear LED 4000K  
 Spacing criterion:  
 (||) 1.32 x mtg height,  
 (⊥) 1.18 x mtg height  
 Lumens = 3022.4  
 Input Watts = 24.9  
 Efficacy = 121.4 lm/W  
 Test: 4WSL-LD2-30-UNV-  
 L840-CD1-U.IES

WSL also available with 15% uplight



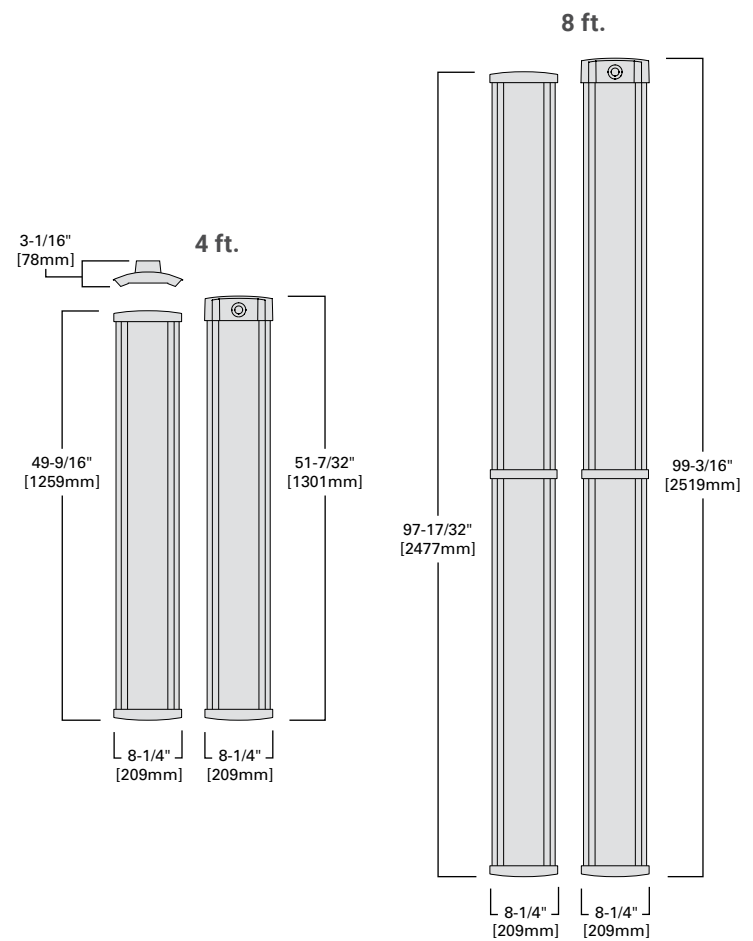
Upgrade your base line design without paying a premium price.

WSL offers an alternative to the traditional LED strip light by offering aesthetics and performance comparable to high cost architectural linear products with the value of an LED strip light.



# Construction

|   |
|---|
| <b>WSL Linear with WaveStream LED technology</b>                |
| Low profile design – 3.05" H / 8.24" W                          |
| 8 ft. / 4 ft. lengths with solid/uplight (8% / 15%) options     |
| Acrylic optical panel with Accu-aim optics                      |
| Steel, roll-formed channel construction with conformed end caps |
| Aluminum extrusion for thermal management                       |
| Multiple conduit entry points                                   |
| Two-piece assembly for ease of install                          |





# Controls

| WSL Linear with WaveStream LED technology  |   |
|--|---|
| Two different sensor options   | <ul style="list-style-type: none"> <li>• 900 sq. ft. (SVPD2)</li> <li>• 1200 sq. ft. (SVPD3)</li> </ul> |
| End of Row / Middle of Row configuration   |   |
| PIR / Daylighting Harvesting   |   |
| Two remote options (Program / Personal)  |   |
| Customizable options by application area   |   |
| Multiple product configurations  |   |
| No new wiring to meet code: One electrical connection to make.                   |   |
| Fully integrated design: Sensor is factory pre-wired                             |   |
| No commissioning required: Default settings meet most basic energy codes.        |   |
| Optional remote allows easy adjustment and user control                          |   |
| Worry-free controls planning – sensor coverage overlaps typical lighting spacing |   |

## WSL with integrated sensor controls

Metalux WSL luminaires with WaveStream LED technology are available with an optional integrated sensor system, optimized to meet energy codes for occupancy sensing and daylight harvesting.

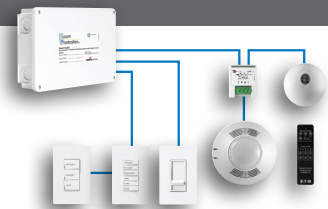


Optional remote control

## Local controls

Code-compliant solutions for wall-box ceiling and room systems.

- Easy to use, cost effective
- 0-10V dimming, occupancy and daylight harvesting






# Installation

|  |
|--|
| <b>WSL Linear with WaveStream LED technology</b>   |
| Stand alone or continuous row assembly   |
| Suspended / surface mount  |
| Suspended accessory options <ul style="list-style-type: none"> <li>• Hanging chain</li> <li>• Aircraft cable</li> <li>• Stem – fixed / adjustable</li> </ul> |
| Surface <ul style="list-style-type: none"> <li>• Tong hanger</li> <li>• Gripper hanger</li> <li>• Stem or spacer</li> </ul>                                  |
| Easy mount features with Quick Set-up  |


## Continuous row installation\*




Utilize the channel row connector for clean, straight row alignment.



Simply slide channel connector onto mating channels.



Secure on both sides with fasteners.



Attach provided row trim for aesthetic finish.

\*Shown with optional channel connector





### **Lighting Brands**

Ametrix  
AtLite  
Corelite  
Ephesus  
Fail-Safe  
Halo  
Halo Commercial  
Invue  
io  
Iris  
Lumark  
Lumière  
McGraw-Edison  
Metalux  
MWS  
Neo-Ray  
Portfolio  
RSA  
Shaper  
Streetworks  
Sure-Lites

### **Controls Brands**

Greengate  
Fifth Light

### **Connected Lighting Systems**

HALO Home  
WaveLinx

### **IoT Platform**

Trellix



**Cooper Lighting Solutions**  
1121 Highway 74 South  
Peachtree City, GA 30269  
P: 770-486-4800  
[www.cooperlighting.com](http://www.cooperlighting.com)

Canada Sales  
5925 McLaughlin Road  
Mississauga, Ontario L5R 1B8  
P: 905-501-3000  
F: 905-501-3172

© 2020 Cooper Lighting Solutions  
All Rights Reserved  
Printed in USA  
Publication No. BR519018EN  
January 27, 2021 11:44 AM

Cooper Lighting Solutions is a registered trademark.

All other trademarks are property of their respective owners.

Product availability, specifications, and compliances are subject to change without notice.