

Project		Catalog #		Type	
Prepared by		Notes		Date	



# Lumière

## EON 303-P1-LEDB1

### Pathway Ground Mount

#### Typical Applications

- Hospitality • Commerical Landscape • Outdoor Area/Site • Residential
- Architectural

**Interactive Menu**

- Order Information page 2
- Product Specifications page 2
- Lumen Maintenance page 3
- Product Warranty

#### Product Certification



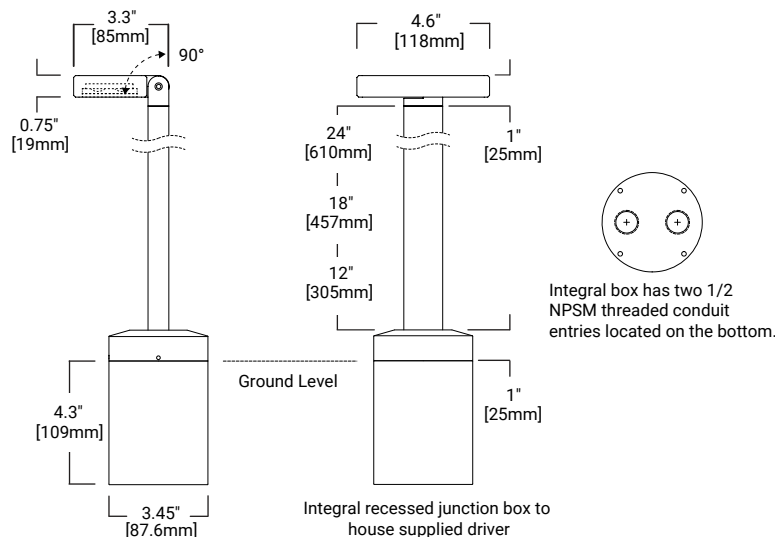
#### Product Features



### Top Product Features

- 180° x 360° Adjustable
- 2700K, 3000K or 3500K or 4000K Color Temperature and Amber (585-595nm)
- Forward/Lateral Throw or Flood Optics with clear glass sealed lens
- Patented AccuLED Optics™ System
- Universal Input LED Driver Included (120 - 277V, 50/60 Hz)
- ELV or 0-10 Dimming

### Dimensions



**TECHNICAL DATA**  
 50°C Maximum Temperature Rating  
 External Supply Wiring 90°C Minimum

## Order Information

SAMPLE ORDER NUMBER: 303-P1-LEDB1-2700-UNV-T2-DIM10-BK-12-EDGE

Domestic Preferences	Series	Color Temperature	Input Voltage	Optics	Dimming	Finish	Stem Length	Options
<b>Domestic Preferences<sup>(4)</sup></b>	<b>Series</b>	<b>Color Temperature</b>	<b>Input Voltage</b>	<b>Optics</b>	<b>Dimming</b>	<b>Finish<sup>(1)</sup></b>	<b>Stem Length<sup>(2)</sup></b>	<b>Options<sup>(3)</sup></b>
<b>[Blank]</b> =Standard <b>BAA</b> =Buy American Act	<b>303-P1-LEDB1</b>  Head contains one (1) Mini LightBAR™	<b>2700K</b> =2700K <b>3000K</b> =3000K <b>3500K</b> =3500K <b>4000K</b> =4000K <b>TSAM</b> =Turtle Safe Amber (585-595nm)	<b>UNV</b> =Universal 120-277, 50/60Hz	<b>T2</b> =Type II, Lateral Throw <b>T4</b> =Type IV, Forward Throw <b>T5X</b> =Type V, Extra Wide Flood	<b>DIMELV</b> =Trailing Edge Phase <b>DIM10</b> =0-10V Dimming	<b>Painted</b> <b>BK</b> =Black <b>BZ</b> =Bronze <b>CS</b> =City Silver <b>WT</b> =White <b>Premium Paint</b> <b>BA</b> =Brushed	<b>12</b> =12" Stem <b>18</b> =18" Stem <b>24</b> =24" Stem	<b>EDGE</b> =Edge lit glass lens
<b>Notes</b>  (4) Only product configurations with this designated prefix are built to be compliant with the Buy American Act of 1933 (BAA). Please refer to <a href="#">DOMESTIC PREFERENCES</a> website for more information. Components shipped separately may be separately analyzed under domestic preference requirements.	<b>Notes</b>	<b>Notes</b>	<b>Notes</b>	<b>Notes</b>	<b>Notes</b>	<b>Notes</b>  (1) Custom and RAL color matching available upon request. Consult factory for further information.	<b>Notes</b>  (2) Stem lengths are nominal (shown in inches).	<b>Notes</b>  (3) Add suffix in the order shown.

## Product Specifications

**Construction**

- The 303-P1-LEDB1 is precision machined from corrosion resistant 6061-T6 aluminum
- It is available with either a 12", 18" or 24" length extruded stem
- Consult factory for additional lengths
- The head of the luminaire can be adjusted for easy aiming
- The base of the 303-P1 can be rotated 360° and locked in position.
- Stainless steel hardware is included

**Mounting**

- The luminaire mounts directly to an integral black polyester powder coated recessed junction box
- Located on the bottom of the integral recessed junction box are two (2) 1/2 NPSM threaded conduit entries
- A direct mount stability plate is also provided
- For further mounting information see technical notes section on page 3

**Optical**

- LightBAR™ and optical assembly are sealed by a clear, impact resistant tempered glass lens
- The optical assembly is available in three distributions: T2 (lateral throw), T4 (forward throw)

and T5X (Extra Wide Flood)

- Available in several color temperatures: 2700K, 3000K, 3500K, 4000K and TSAM (Amber)
- Both color temperature and distribution must be specified when ordering – see catalog logic for details
- An edge-lit option is available

**Electrical**

- The 8.5W 303-P1-LEDB1 is standard with an ELV trailing edge phase dimmable driver that accepts a universal input (120-277, 50/60Hz)
- It will operate in -40°C to 50°C [-40°F to 122°F]
- The driver incorporates surge protection
- An optional 0-10V dimming driver is also available

**Finish**

- The luminaires are double protected by a RoHS compliant chemical film undercoating and polyester powder coat paint finish
- A variety of standard colors are available
- RAL and custom color matches available upon request
- Luminaires can also be brushed with a clear coat finish
- The LightBAR™ cover plates are standard white

**Approvals**

- UL and cUL listed, standard wet label
- Tested according to IESNA LM-79 and LM-80 procedures
- ROHS Compliant
- IP66 Ingress Protection rated

**Warranty**

- Lumiere warrants the EON series of fixtures against defects in material and workmanship for five (5) years. Auxiliary equipment such as LED drivers carries the original manufacturer's warranty

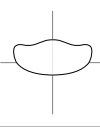
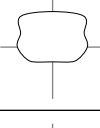
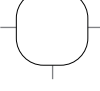
## Lumen Maintenance

Ambient Temperature	TM-21 Lumen Maintenance (72,000 Hours)	TM-21 Reported L70(10k) (Hours)	Theoretical L70 (Hours)
25°C	> 94%	> 60,000	365,000
40°C			
50°C			

## Current Draw

Model	Line Voltage	Current Draw
303-P1-LEDB1	120-277V, 50/60Hz	0.068A

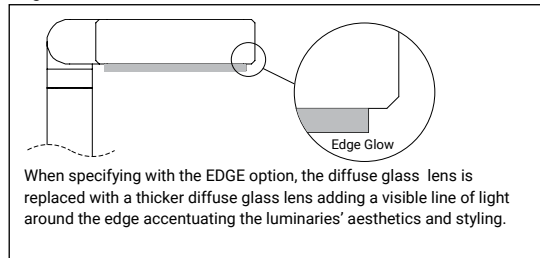
## Lumens - CRI/CCT Table

Optic Type	Distribution	Watts	Delivered Lumens	LPW	CCT (K) / Color	CRI nom. / Wavelength
T2 (Lateral Throw)		8.5	626	74	2700	90
			644	76	3000	80
			700	82	3500	80
			684	81	4000	80
			6.5	213	33	TSAM
T4 (Forward Throw)		8.5	620	73	2700	90
			637	75	3000	80
			693	82	3500	80
			678	80	4000	80
			6.5	191	29	TSAM
T5X (Extra Wide Flood)		8.5	617	73	2700	90
			634	75	3000	80
			690	81	3500	80
			675	79	4000	80
			6.5	201	31	TSAM

NOTES: 1 When the LCF option is selected use a lumen multiplier of .85

## Options

### Edge



## Technical Notes

1. If luminaire will not be dimmed, the luminaire must still be ordered with DIMELV option.
2. Integral recessed junction box is 3.45 inches in diameter and has 4.3 inches below ground level. It is machined from aluminum 6061-T6 and is double protected by a RoHS compliant chemical film undercoating and black polyester powder coat paint finish. It has two 1/2 NPSM conduit entries on the bottom of the box.
3. Stability plate directly mounts to base of integral recess box with four (4) screws. In addition, four (4) holes to accept 3/8" threaded anchor bolts if necessary.

