

# WAVELINX WIRELESS WIRING DIAGRAMS

UPDATED: 08/30/2022



## Wiring Diagrams

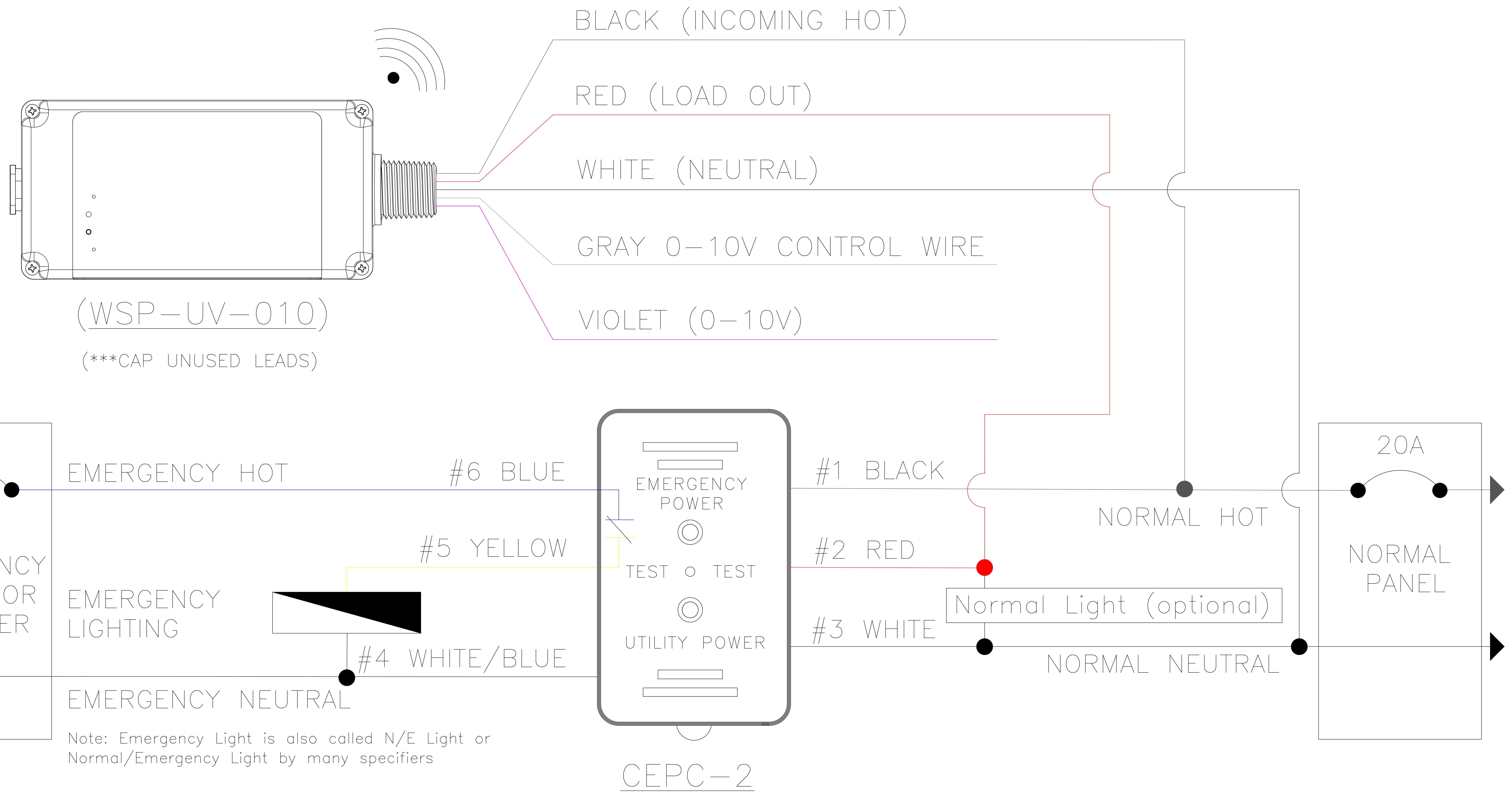
---

1. Single Lighting Zone Control – WSP-MV-010
2. Receptacle Control
3. Outgoing Contact Closure
4. On/Off Control with EM Load – WSP-MV-010
5. 0-10V Dimming with Normal and EM Load – WSP-MV-010
6. Reverse Phase ELV Dimming – WSP-MV-010
7. 0-10V Dimming Control with EM Load – WSP-MV-010
8. MLV/Incandescent Dimming – Single Load (2-Wire)
9. MLV/Incandescent Dimming – Single Load (3-Wire)
10. MLV/Incandescent Dimming – Dual Load (2-Wire)
11. MLV/Incandescent Dimming – Dual Load (3-Wire)
12. Reverse Phase ELV Dimming with Normal and EM Load – WSP-MV-010
13. Single Zone Lighting with White Tuning
14. Single Lighting Zone Control – WTA
15. On/Off Control with EM Load - WTA
16. 0-10V Dimming with Normal and EM Load – WTA
17. Reverse Phase ELV Dimming – WTA
18. 0-10V Dimming Control with EM Load – WTA
19. Reverse Phase ELV Dimming with Normal and EM Load - WTA
20. WaveLinx Overview One-Line
21. Single OAC Sensor Wiring
22. Exterior Photocell Wiring
23. Multiple OAC Sensor Wiring
24. Shade Control (Somfy)

## Wiring Diagrams

---

- 25. Multiple OAC Sensor Wiring with Emergency
- 26. Maintained Low Voltage Contact Closure – WSP-CA-010
- 27. Typical WAC Configurations
- 28. Industrial Stand-Alone Sensor Kit – SWPD\*-KIT
- 29. Industrial Stand-Alone Sensor Kit with EM – SWPD\*-KIT



4 ON/OFF CONTROL W/EM LOAD  
 (1) WSP-UV-010 (1) CEPC-2

WaveLinx Wireless  
 Wiring Diagram

ON/OFF CONTROL  
 with EM LOAD

PROJECT #: X.X.X		
REV #: X.X.X	DRAWN BY: NM	DATE: 11/23/2021
SHEET#: 1/1	SHEET SIZE: 8" X 11"	SCALE: NTS



**COOPER**  
 Lighting Solutions

1121 HIGHWAY 74 SOUTH, PEACHTREE CITY, GA, 30269 TEL:770-486-4800

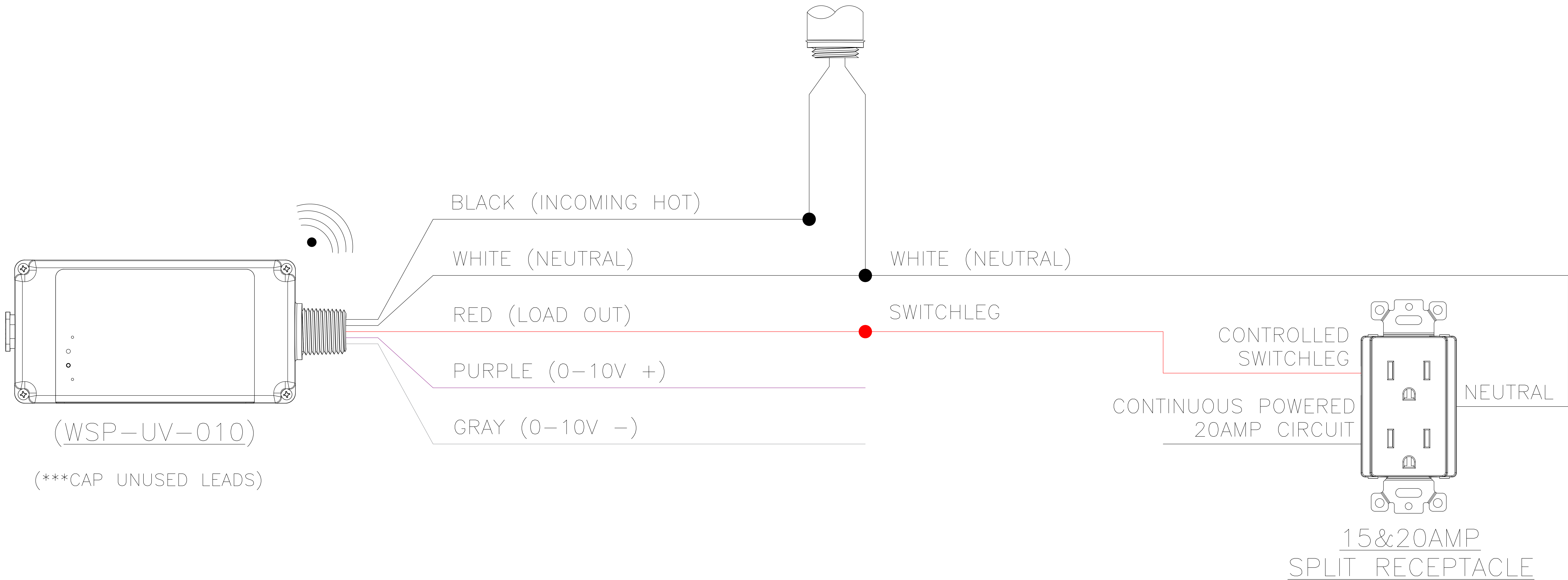
GENERAL NOTES

THE DEVICES SHOWN ARE FOR CONCEPT ONLY. REFER TO THE INSTALLATION INSTRUCTIONS AND/OR SPECIFICATION SHEETS FOR FURTHER INFORMATION.

DISCLAIMER

THE INFORMATION ON THIS DRAWING IS THE PROPERTY OF COOPER LIGHTING SOLUTIONS. IT IS PROVIDED IN CONFIDENCE AND IS NOT TO BE REPRODUCED, USED, OR DISCLOSED EXCEPT FOR THE PURPOSE IN WHICH IT WAS FURNISHED.

20AMP CIRCUIT FROM  
CIRCUIT BREAKER



2 RECEPTACLE CONTROL  
WSP-UV-010

WaveLinx Wireless  
Wiring Diagram

RECEPTACLE CONTROL  
LIGHTING CONTROLS

PROJECT #: X.X.X		
REV #: X.X.X	DRAWN BY: NM	DATE: 11/23/2021
SHEET#: 1/1	SHEET SIZE: 8" X 11"	SCALE: NTS



**COOPER**  
Lighting Solutions

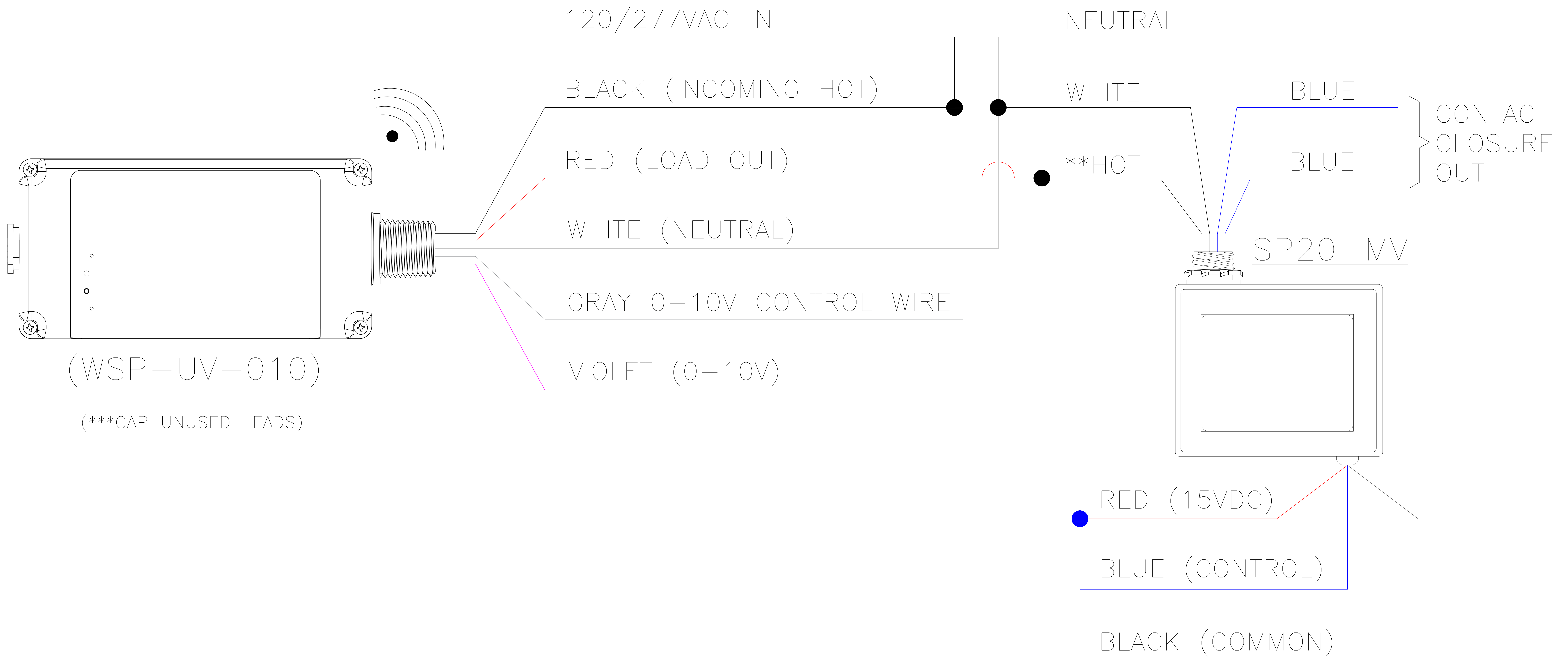
1121 HIGHWAY 74 SOUTH, PEACHTREE CITY, GA, 30269 TEL:770-486-4800

GENERAL NOTES

THE DEVICES SHOWN ARE FOR CONCEPT ONLY. REFER TO THE INSTALLATION INSTRUCTIONS AND/OR SPECIFICATION SHEETS FOR FURTHER INFORMATION.

DISCLAIMER

THE INFORMATION ON THIS DRAWING IS THE PROPERTY OF COOPER LIGHTING SOLUTIONS. IT IS PROVIDED IN CONFIDENCE AND IS NOT TO BE REPRODUCED, USED, OR DISCLOSED EXCEPT FOR THE PURPOSE IN WHICH IT WAS FURNISHED.



3 OUTGOING CONTACT CLOSURE  
 (1) WSP-UV-010 (1) SP20-MV

WaveLinx Wireless  
 Wiring Diagram

OUTGOING CONTACT CLOSURE  
 LIGHTING CONTROLS

PROJECT #: X.X.X		
REV #: X.X.X	DRAWN BY: NM	DATE: 11/23/2021
SHEET #: 1/1	SHEET SIZE: 8" X 11"	SCALE: NTS



**COOPER**  
 Lighting Solutions

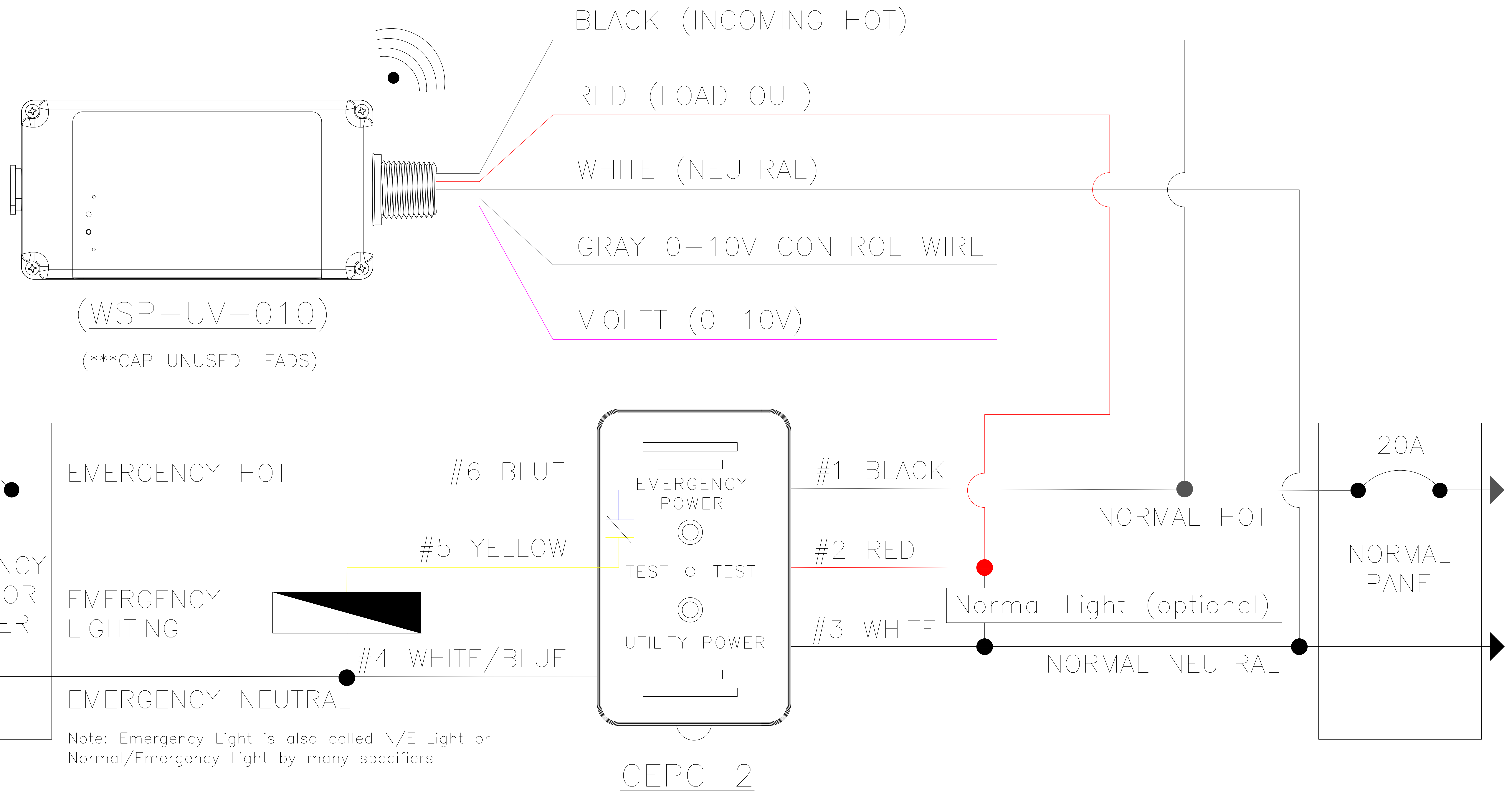
1121 HIGHWAY 74 SOUTH, PEACHTREE CITY, GA, 30269 TEL:770-486-4800

GENERAL NOTES

THE DEVICES SHOWN ARE FOR CONCEPT ONLY. REFER TO THE INSTALLATION INSTRUCTIONS AND/OR SPECIFICATION SHEETS FOR FURTHER INFORMATION.

DISCLAIMER

THE INFORMATION ON THIS DRAWING IS THE PROPERTY OF COOPER LIGHTING SOLUTIONS. IT IS PROVIDED IN CONFIDENCE AND IS NOT TO BE REPRODUCED, USED, OR DISCLOSED EXCEPT FOR THE PURPOSE IN WHICH IT WAS FURNISHED.



4 ON/OFF CONTROL W/EM LOAD  
 (1) WSP-UV-010 (1) CEPC-2

WaveLinx Wireless  
 Wiring Diagram

ON/OFF CONTROL  
 with EM LOAD

PROJECT #: X.X.X		
REV #: X.X.X	DRAWN BY: NM	DATE: 11/23/2021
SHEET#: 1/1	SHEET SIZE: 8" X 11"	SCALE: NTS



**COOPER**  
 Lighting Solutions

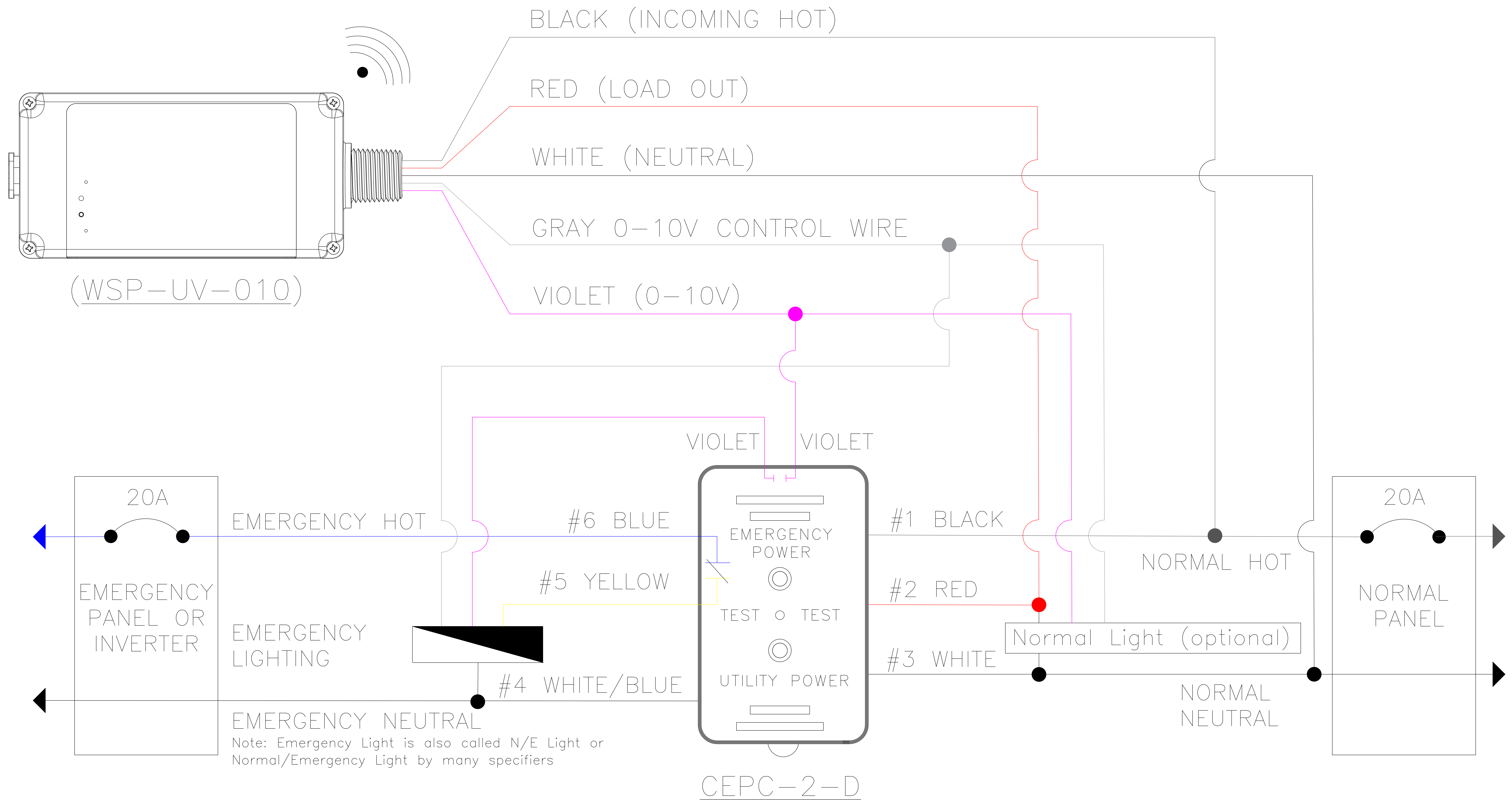
1121 HIGHWAY 74 SOUTH, PEACHTREE CITY, GA, 30269 TEL:770-486-4800

GENERAL NOTES

THE DEVICES SHOWN ARE FOR CONCEPT ONLY. REFER TO THE INSTALLATION INSTRUCTIONS AND/OR SPECIFICATION SHEETS FOR FURTHER INFORMATION.

DISCLAIMER

THE INFORMATION ON THIS DRAWING IS THE PROPERTY OF COOPER LIGHTING SOLUTIONS. IT IS PROVIDED IN CONFIDENCE AND IS NOT TO BE REPRODUCED, USED, OR DISCLOSED EXCEPT FOR THE PURPOSE IN WHICH IT WAS FURNISHED.



5 0-10V DIMMING W/NORMAL & EM LOAD  
 (1) WSP-UV-010 (1) CEPC-2-D

WaveLinx Wireless  
 Wiring Diagram

0-10V DIMMING  
 with NORMAL & EM LOAD

PROJECT #: X.X.X		
REV #: X.X.X	DRAWN BY: NM	DATE: 11/23/2021
SHEET#: 1/1	SHEET SIZE: 8" X 11"	SCALE: NTS



**COOPER**  
 Lighting Solutions

1121 HIGHWAY 74 SOUTH, PEACHTREE CITY, GA, 30269 TEL:770-486-4800

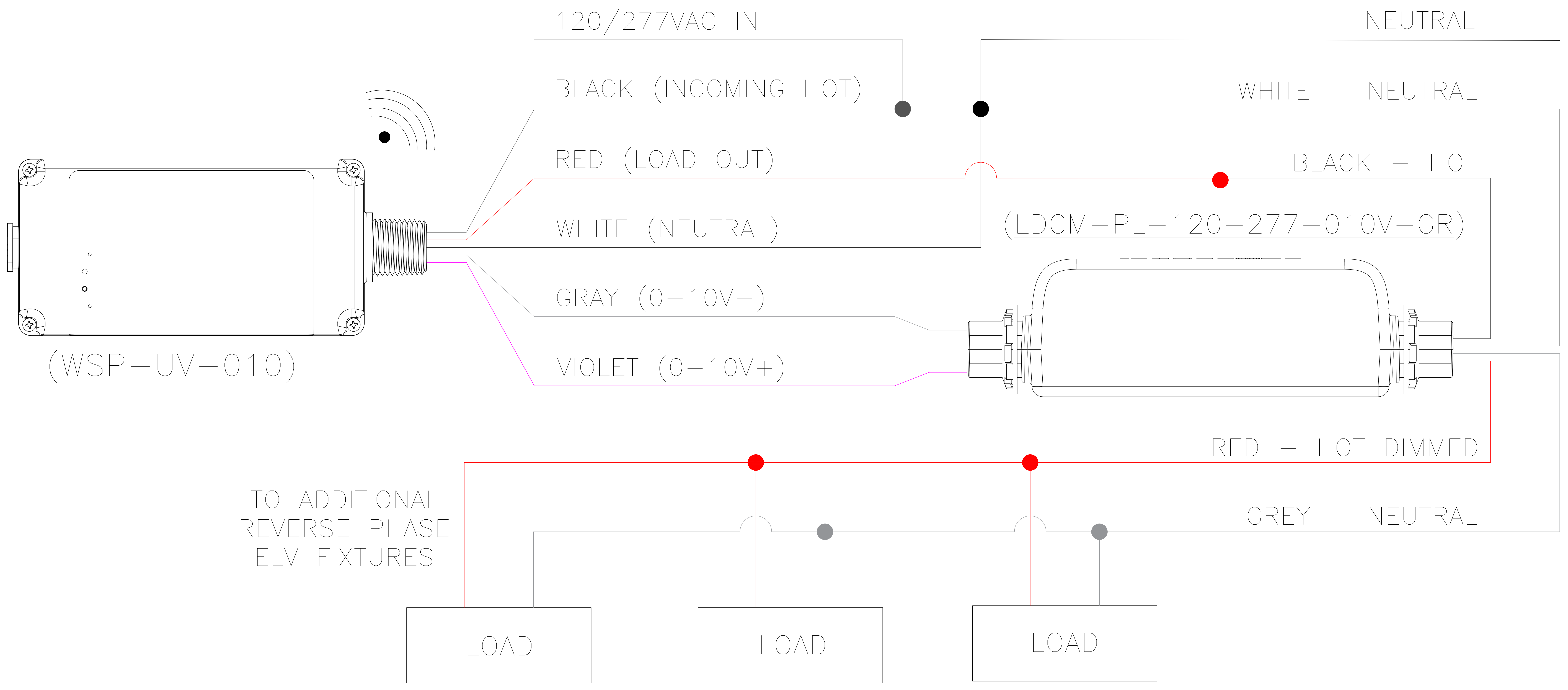
GENERAL NOTES

THE DEVICES SHOWN ARE FOR CONCEPT ONLY. REFER TO THE INSTALLATION INSTRUCTIONS AND/OR SPECIFICATION SHEETS FOR FURTHER INFORMATION.

DISCLAIMER

THE INFORMATION ON THIS DRAWING IS THE PROPERTY OF COOPER LIGHTING SOLUTIONS. IT IS PROVIDED IN CONFIDENCE AND IS NOT TO BE REPRODUCED, USED, OR DISCLOSED EXCEPT FOR THE PURPOSE IN WHICH IT WAS FURNISHED.





6 REVERSE PHASE ELV DIMMING  
 (1) WSP-UV-010 (1) LDCM-PL-120-277-010V-GR

WaveLinx Wireless  
 Wiring Diagram

---

REVERSE PHASE ELV DIMMING  
 LIGHTING CONTROLS

PROJECT #: X.X.X		
REV #: X.X.X	DRAWN BY: NM	DATE: 11/23/2021
SHEET#: 1/1	SHEET SIZE: 8" X 11"	SCALE: NTS



**COOPER**  
 Lighting Solutions

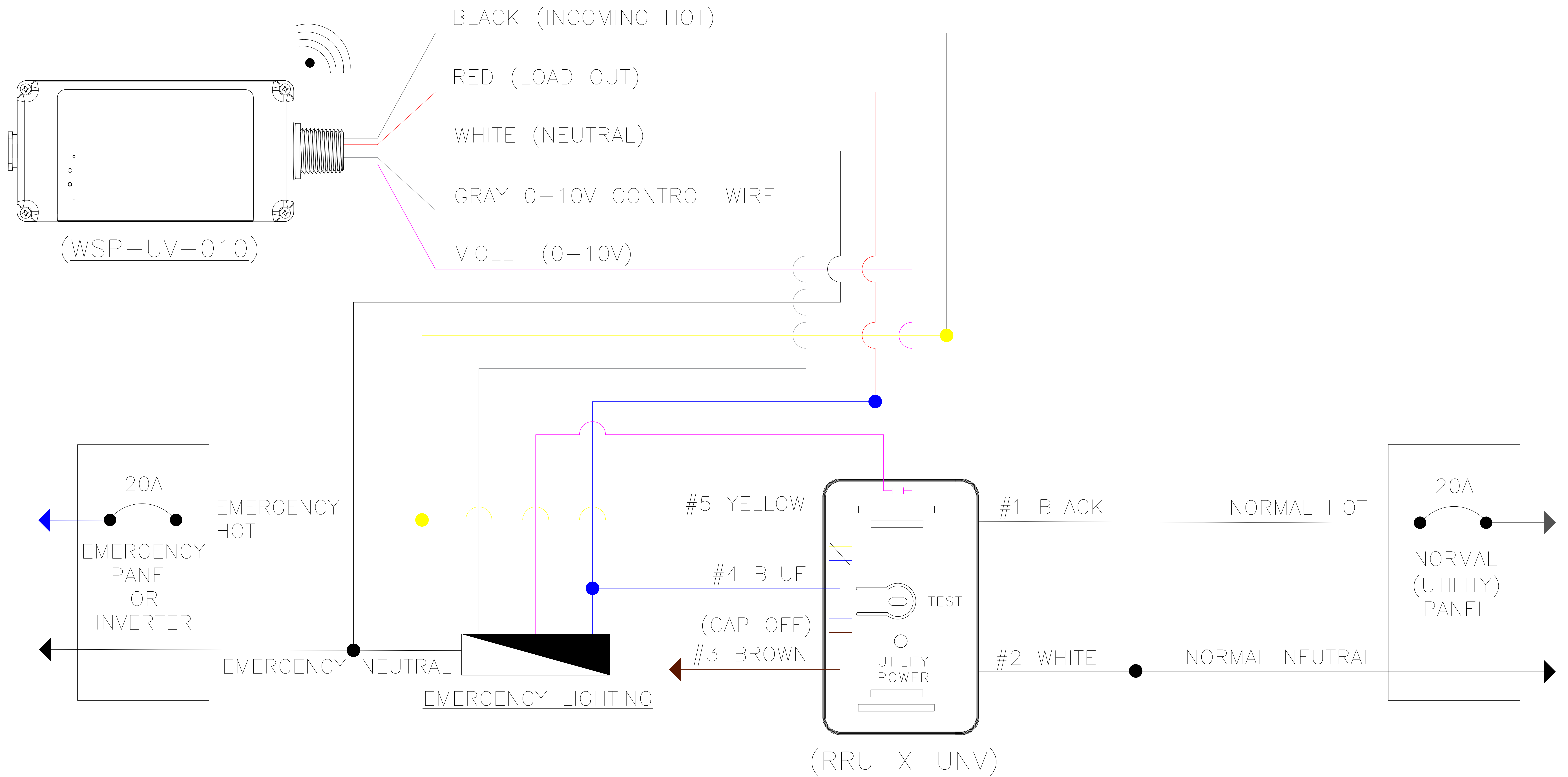
1121 HIGHWAY 74 SOUTH, PEACHTREE CITY, GA, 30269 TEL:770-486-4800

GENERAL NOTES

THE DEVICES SHOWN ARE FOR CONCEPT ONLY. REFER TO THE INSTALLATION INSTRUCTIONS AND/OR SPECIFICATION SHEETS FOR FURTHER INFORMATION.

DISCLAIMER

THE INFORMATION ON THIS DRAWING IS THE PROPERTY OF COOPER LIGHTING SOLUTIONS. IT IS PROVIDED IN CONFIDENCE AND IS NOT TO BE REPRODUCED, USED, OR DISCLOSED EXCEPT FOR THE PURPOSE IN WHICH IT WAS FURNISHED.



7 0-10V DIMMING CONTROL w/ EM LOAD  
 (1) WSP-UV-010 (1) RRU-X-UNV

WaveLinx Wireless  
 Wiring Diagram

0-10V DIMMING CONTROL  
 with EM LOAD

PROJECT #: X.X.X		
REV #: X.X.X	DRAWN BY: NM	DATE: 11/23/2021
SHEET#: 1/1	SHEET SIZE: 8" X 11"	SCALE: NTS



**COOPER**  
 Lighting Solutions

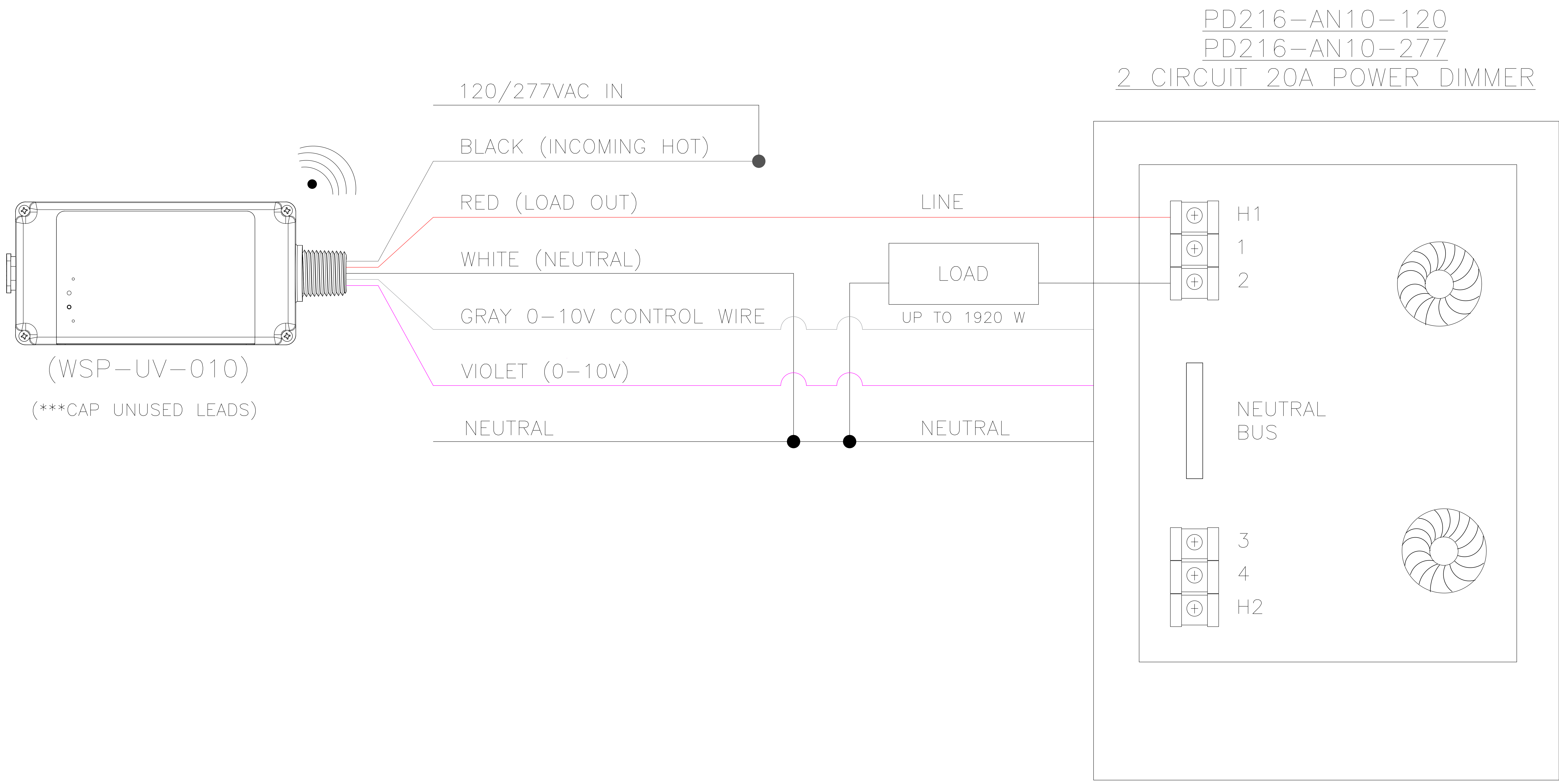
1121 HIGHWAY 74 SOUTH, PEACHTREE CITY, GA, 30269 TEL:770-486-4800

GENERAL NOTES

THE DEVICES SHOWN ARE FOR CONCEPT ONLY. REFER TO THE INSTALLATION INSTRUCTIONS AND/OR SPECIFICATION SHEETS FOR FURTHER INFORMATION.

DISCLAIMER

THE INFORMATION ON THIS DRAWING IS THE PROPERTY OF COOPER LIGHTING SOLUTIONS. IT IS PROVIDED IN CONFIDENCE AND IS NOT TO BE REPRODUCED, USED, OR DISCLOSED EXCEPT FOR THE PURPOSE IN WHICH IT WAS FURNISHED.



PD216-AN10-120  
 PD216-AN10-277

2 CIRCUIT 20A POWER DIMMER

(WSP-UV-010)  
 (\*\*CAP UNUSED LEADS)

8 MLV/INCANDESCENT DIMMING – SINGLE LOAD (2-WIRE)  
 (1) WSP-UV-010 (1) PD216-AN10-120/277

WaveLinx Wireless  
 Wiring Diagram

---

MLV/INCANDESCENT DIMMING  
 SINGLE LOAD (2-WIRE)

PROJECT #: X.X.X		
REV #: X.X.X	DRAWN BY: NM	DATE: 11/23/2021
SHEET#: 1/1	SHEET SIZE: 8" X 11"	SCALE: NTS



**COOPER**  
 Lighting Solutions

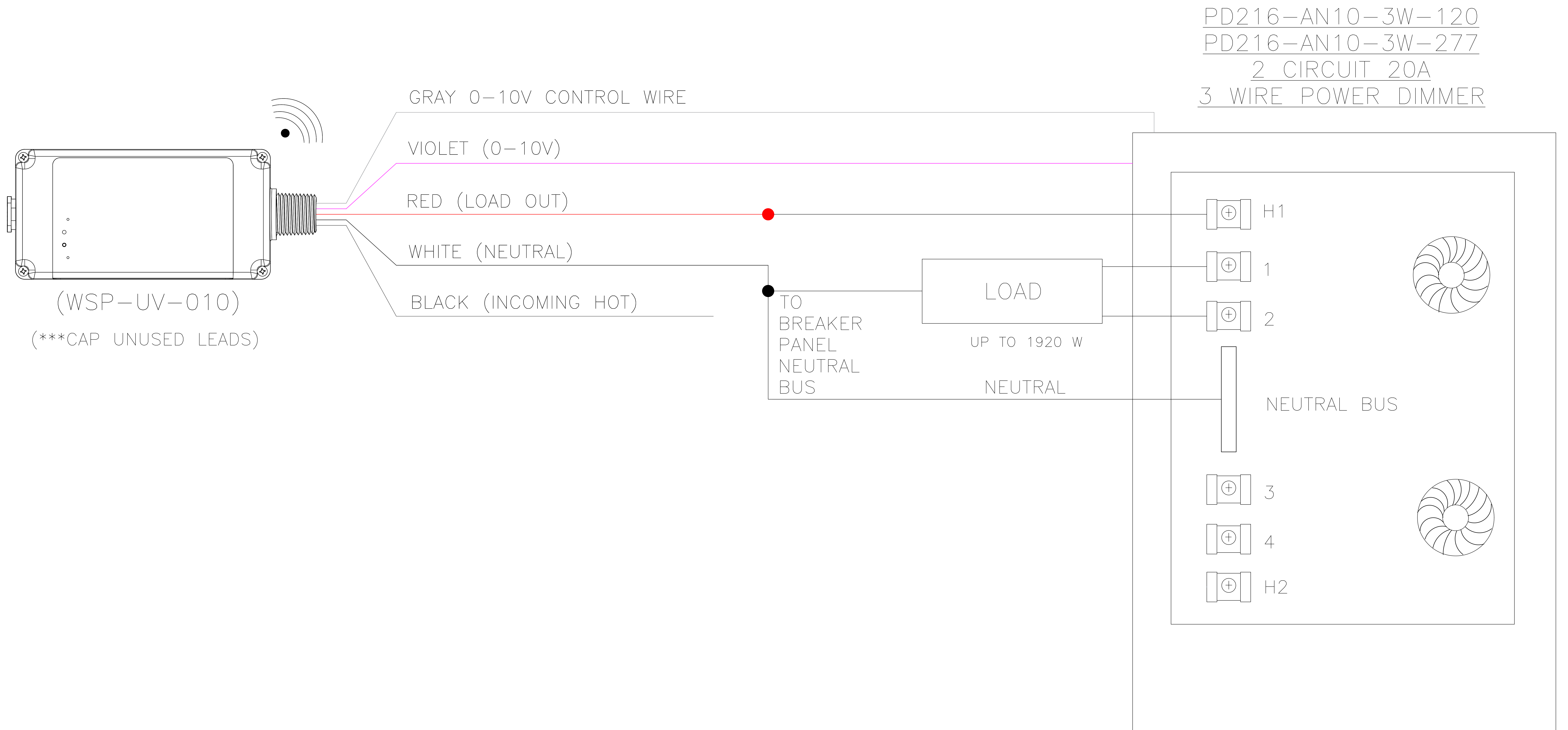
1121 HIGHWAY 74 SOUTH, PEACHTREE CITY, GA, 30269 TEL:770-486-4800

GENERAL NOTES

THE DEVICES SHOWN ARE FOR CONCEPT ONLY. REFER TO THE INSTALLATION INSTRUCTIONS AND/OR SPECIFICATION SHEETS FOR FURTHER INFORMATION.

DISCLAIMER

THE INFORMATION ON THIS DRAWING IS THE PROPERTY OF COOPER LIGHTING SOLUTIONS. IT IS PROVIDED IN CONFIDENCE AND IS NOT TO BE REPRODUCED, USED, OR DISCLOSED EXCEPT FOR THE PURPOSE IN WHICH IT WAS FURNISHED.



9 MLV/INCANDESCENT DIMMING - SINGLE LOAD (3-WIRE)  
 (1) WSP-UV-010 (1) PD216-AN10-3W-120/277

WaveLinx Wireless  
 Wiring Diagram

MLV/ INCANDESCENT DIMMING  
 SINGLE LOAD (3-WIRE)

PROJECT #: X.X.X		
REV #: X.X.X	DRAWN BY: NM	DATE: 11/23/2021
SHEET#: 1/1	SHEET SIZE: 8" X 11"	SCALE: NTS



**COOPER**  
 Lighting Solutions

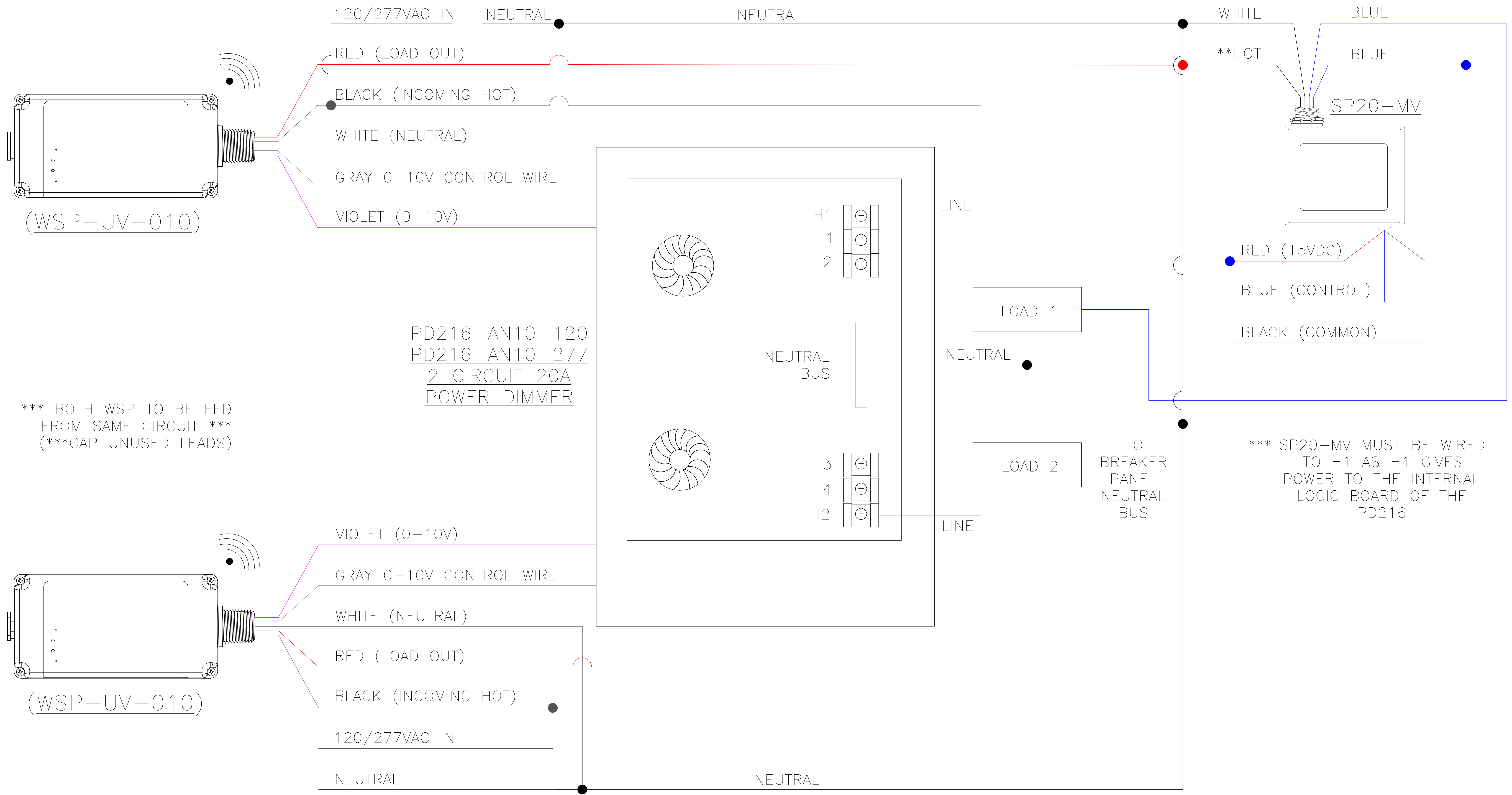
1121 HIGHWAY 74 SOUTH, PEACHTREE CITY, GA, 30269 TEL:770-486-4800

GENERAL NOTES

THE DEVICES SHOWN ARE FOR CONCEPT ONLY. REFER TO THE INSTALLATION INSTRUCTIONS AND/OR SPECIFICATION SHEETS FOR FURTHER INFORMATION.

DISCLAIMER

THE INFORMATION ON THIS DRAWING IS THE PROPERTY OF COOPER LIGHTING SOLUTIONS. IT IS PROVIDED IN CONFIDENCE AND IS NOT TO BE REPRODUCED, USED, OR DISCLOSED EXCEPT FOR THE PURPOSE IN WHICH IT WAS FURNISHED.



10 MLV/INCANDESCENT DIMMING – DUAL LOAD (2-WIRE)  
(2) WSP-UV-010 (1) PD216-AN10-120/277 (1) SP20-MV

WaveLinx Wireless  
Wiring Diagram

MLV/ INCANDESCENT DIMMING  
DUAL LOAD (2-WIRE)

PROJECT #: X.X.X		
REV #: X.X.X	DRAWN BY: NM	DATE: 11/23/2021
SHEET#: 1/1	SHEET SIZE: 8" X 11"	SCALE: NTS

**COOPER**  
Lighting Solutions

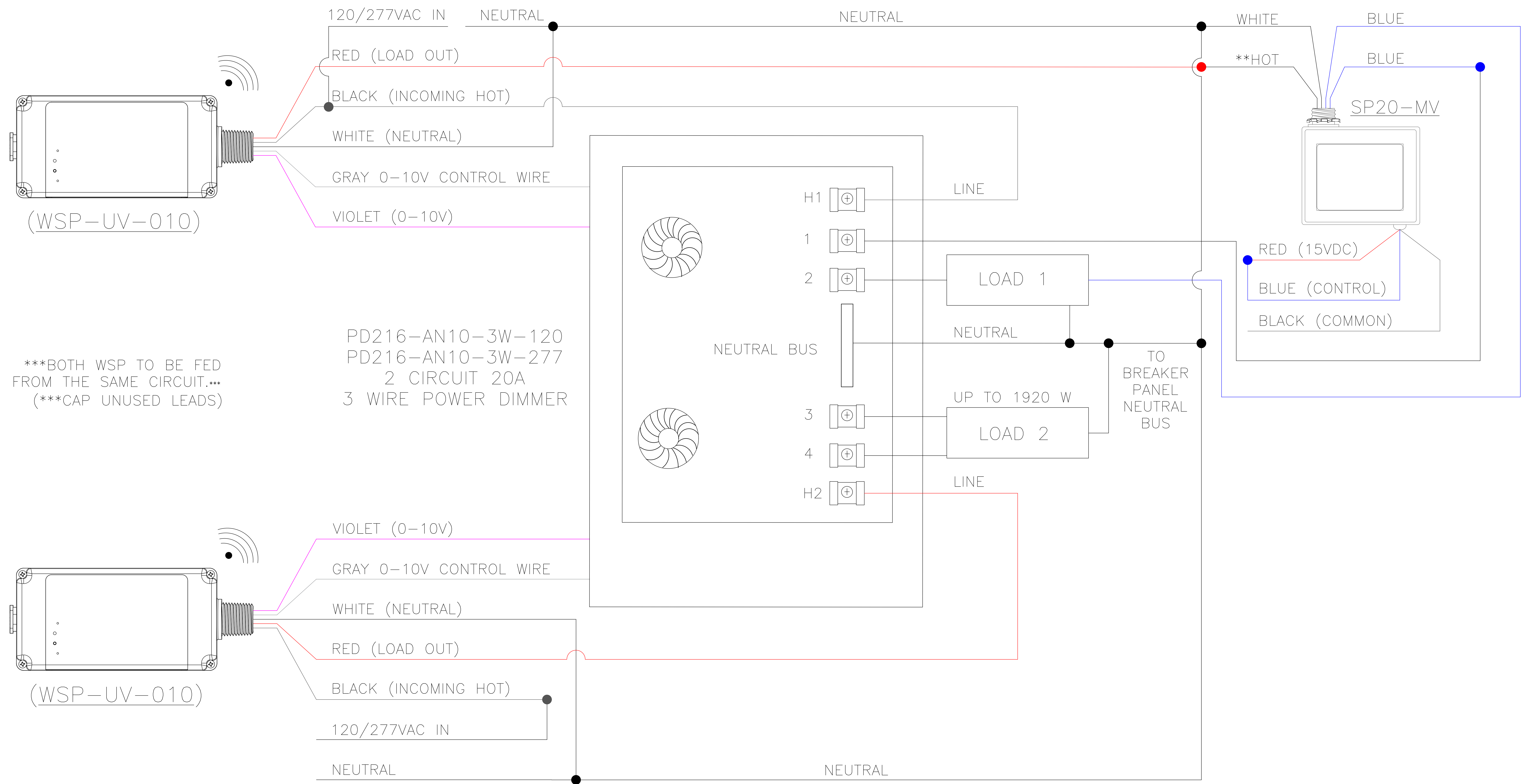
1121 HIGHWAY 74 SOUTH, PEACHTREE CITY, GA, 30269 TEL:770-486-4800

GENERAL NOTES

THE DEVICES SHOWN ARE FOR CONCEPT ONLY. REFER TO THE INSTALLATION INSTRUCTIONS AND/OR SPECIFICATION SHEETS FOR FURTHER INFORMATION.

DISCLAIMER

THE INFORMATION ON THIS DRAWING IS THE PROPERTY OF COOPER LIGHTING SOLUTIONS. IT IS PROVIDED IN CONFIDENCE AND IS NOT TO BE REPRODUCED, USED, OR DISCLOSED EXCEPT FOR THE PURPOSE IN WHICH IT WAS FURNISHED.



\*\*\*BOTH WSP TO BE FED FROM THE SAME CIRCUIT...  
(\*\*CAP UNUSED LEADS)

11 MLV/INCANDESCENT DIMMING - DUAL LOAD (3-WIRE)  
(2) WSP-UV-010 (1) PD216-AN10-3W-120/277 (1) SP20-MV

WaveLinx Wireless  
Wiring Diagram

MLV/ INCANDESCENT DIMMING  
DUAL LOAD (3-WIRE)

PROJECT #: X.X.X		
REV #: X.X.X	DRAWN BY: NM	DATE: 11/23/2021
SHEET#: 1/1	SHEET SIZE: 8" X 11"	SCALE: NTS

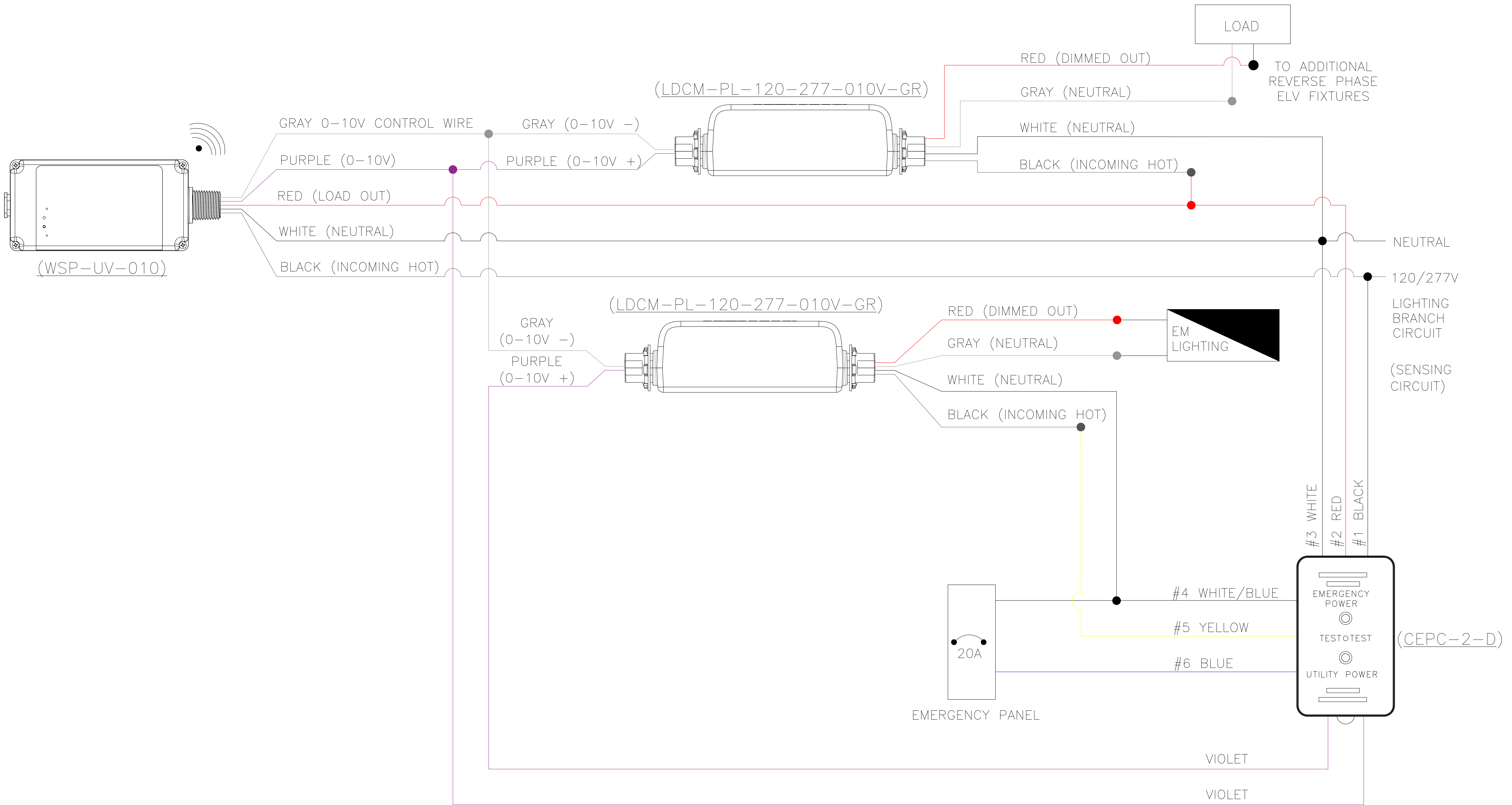


GENERAL NOTES

THE DEVICES SHOWN ARE FOR CONCEPT ONLY. REFER TO THE INSTALLATION INSTRUCTIONS AND/OR SPECIFICATION SHEETS FOR FURTHER INFORMATION.

DISCLAIMER

THE INFORMATION ON THIS DRAWING IS THE PROPERTY OF COOPER LIGHTING SOLUTIONS. IT IS PROVIDED IN CONFIDENCE AND IS NOT TO BE REPRODUCED, USED, OR DISCLOSED EXCEPT FOR THE PURPOSE IN WHICH IT WAS FURNISHED.



12 REVERSE PHASE ELV DIMMING W/ NORMAL & EM LOAD  
 (1) WSP-UV-010 (2) LDCM-PL-120-277-010V-GR (1) CEPC-2-D

WaveLinx Wireless  
 Wiring Diagram

REVERSE PHASE ELV DIMMING  
 NORMAL & EM LOAD

PROJECT #: X.X.X		
REV #: X.X.X	DRAWN BY: NM	DATE: 11/23/2021
SHEET#: 1/1	SHEET SIZE: 8" X 11"	SCALE: NTS

**COOPER**  
 Lighting Solutions

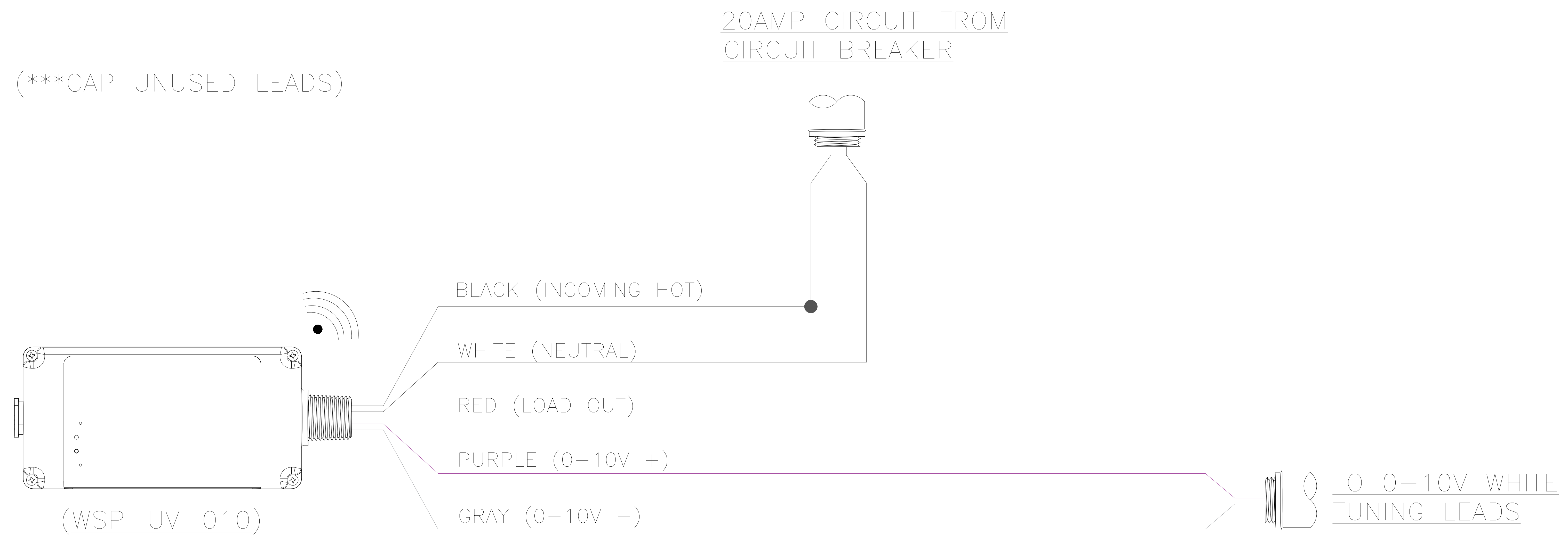
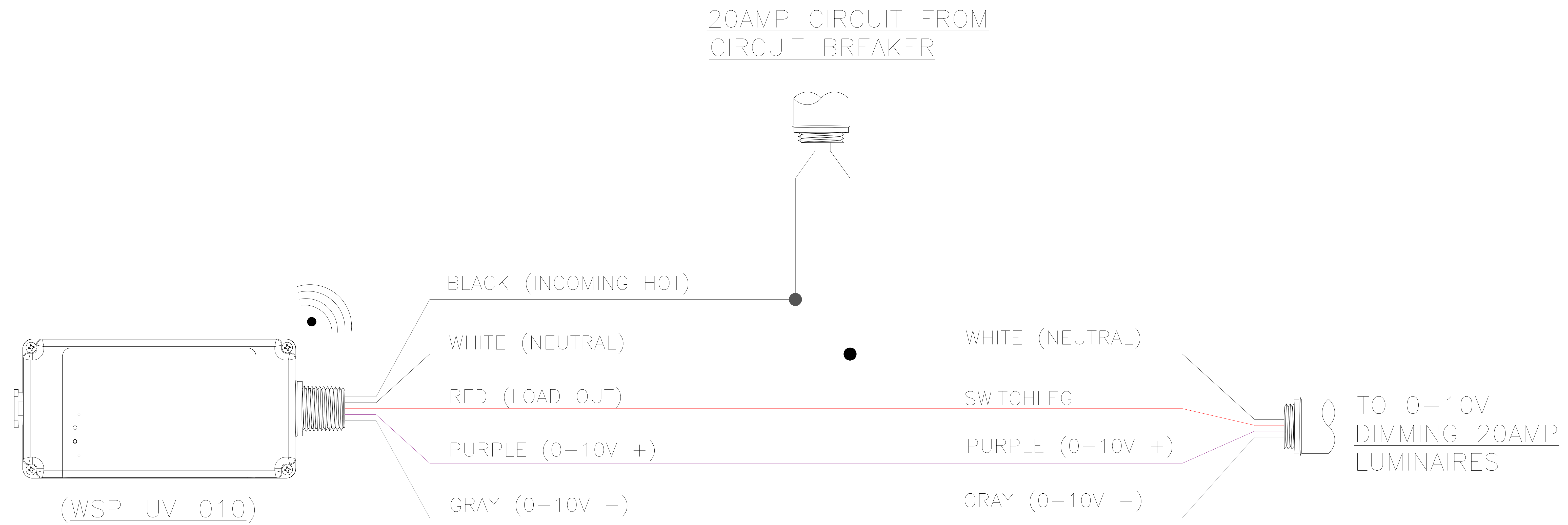
1121 HIGHWAY 74 SOUTH, PEACHTREE CITY, GA, 30269 TEL:770-486-4800

GENERAL NOTES

THE DEVICES SHOWN ARE FOR CONCEPT ONLY. REFER TO THE INSTALLATION INSTRUCTIONS AND/OR SPECIFICATION SHEETS FOR FURTHER INFORMATION.

DISCLAIMER

THE INFORMATION ON THIS DRAWING IS THE PROPERTY OF COOPER LIGHTING SOLUTIONS. IT IS PROVIDED IN CONFIDENCE AND IS NOT TO BE REPRODUCED, USED, OR DISCLOSED EXCEPT FOR THE PURPOSE IN WHICH IT WAS FURNISHED.



13 SINGLE ZONE LIGHTING W/ WHITE TUNING  
(2)WSP-UV-010

WaveLinx Wireless  
Wiring Diagram

SINGLE ZONE LIGHTING  
with WHITE TUNING

PROJECT #: X.X.X		
REV #: X.X.X	DRAWN BY: NM	DATE: 11/23/2021
SHEET#: 1/1	SHEET SIZE: 8" X 11"	SCALE: NTS



**COOPER**  
Lighting Solutions

1121 HIGHWAY 74 SOUTH, PEACHTREE CITY, GA, 30269 TEL:770-486-4800

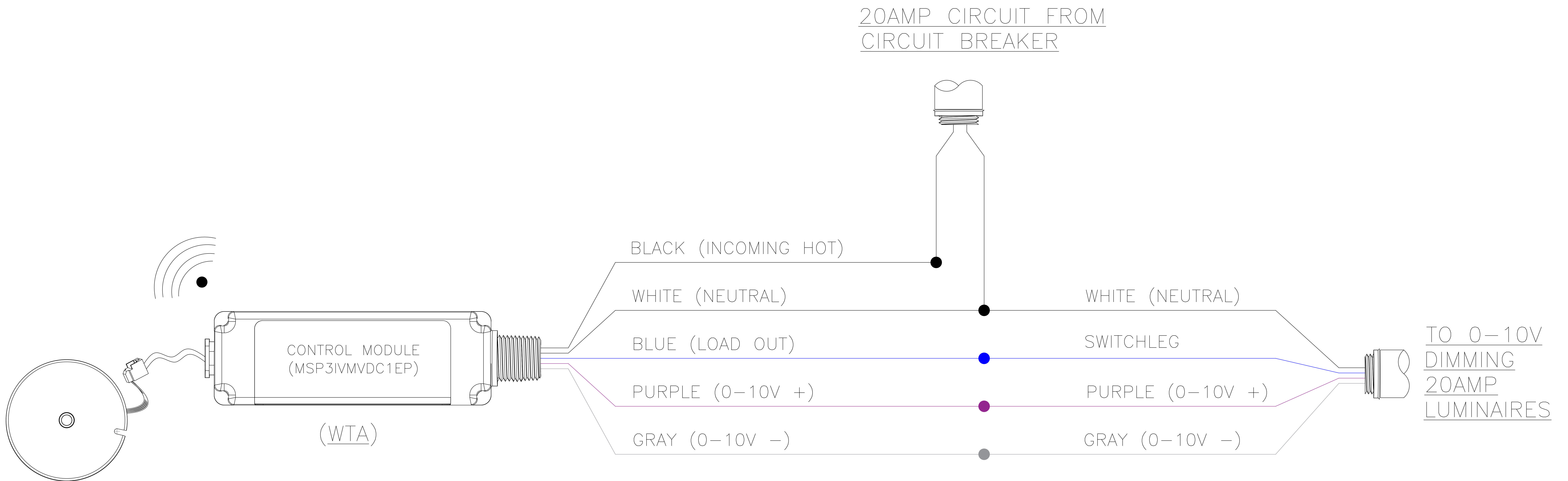
GENERAL NOTES

THE DEVICES SHOWN ARE FOR CONCEPT ONLY. REFER TO THE INSTALLATION INSTRUCTIONS AND/OR SPECIFICATION SHEETS FOR FURTHER INFORMATION.

DISCLAIMER

THE INFORMATION ON THIS DRAWING IS THE PROPERTY OF COOPER LIGHTING SOLUTIONS. IT IS PROVIDED IN CONFIDENCE AND IS NOT TO BE REPRODUCED, USED, OR DISCLOSED EXCEPT FOR THE PURPOSE IN WHICH IT WAS FURNISHED.





14 SINGLE LIGHTING ZONE CONTROL  
WTA

WaveLinx Wireless  
Wiring Diagram

SINGLE LIGHTING ZONE CONTROL  
LIGHTING CONTROLS

PROJECT #: X.X.X		
REV #: X.X.X	DRAWN BY: NM	DATE: 11/23/2021
SHEET#: 1/1	SHEET SIZE: 8" X 11"	SCALE: NTS



**COOPER**  
Lighting Solutions

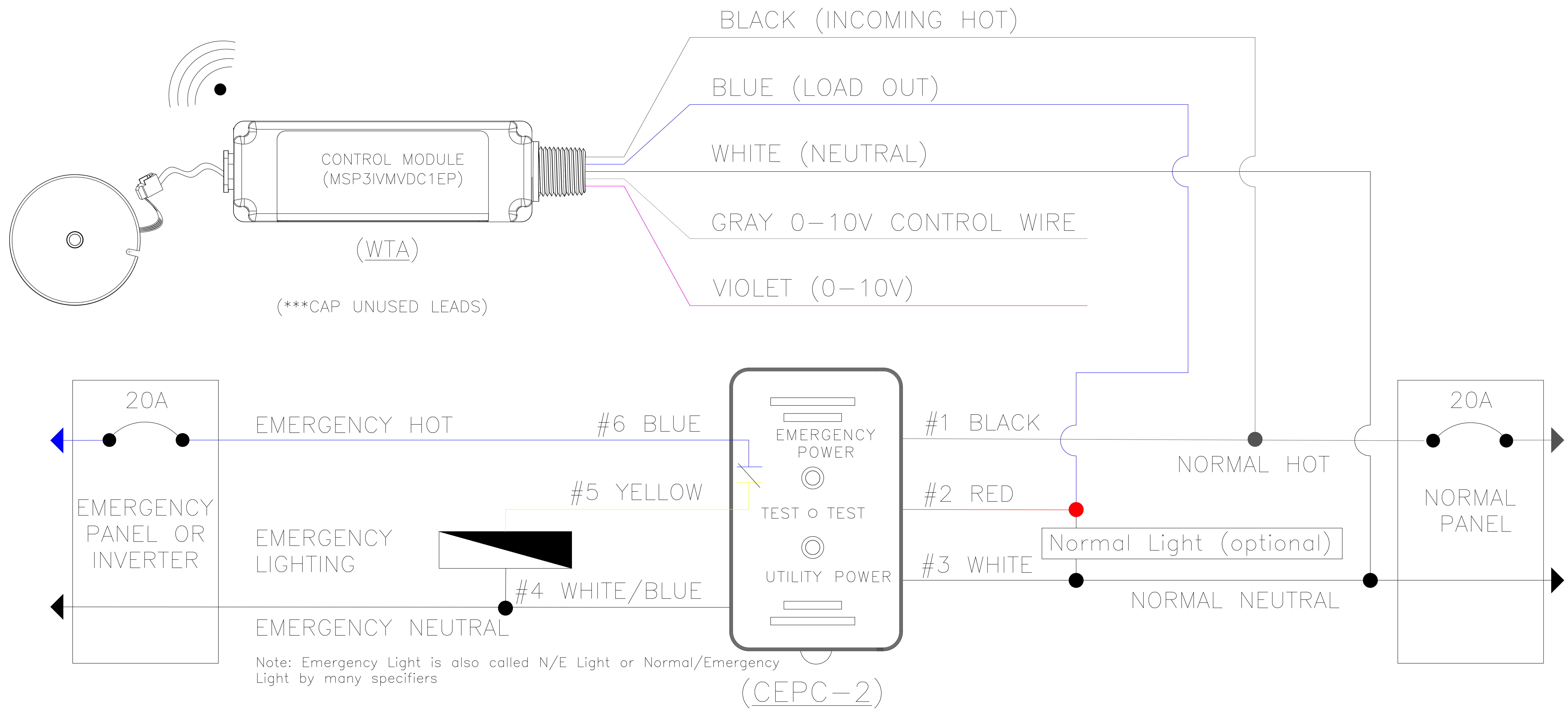
1121 HIGHWAY 74 SOUTH, PEACHTREE CITY, GA, 30269 TEL:770-486-4800

GENERAL NOTES

THE DEVICES SHOWN ARE FOR CONCEPT ONLY. REFER TO THE INSTALLATION INSTRUCTIONS AND/OR SPECIFICATION SHEETS FOR FURTHER INFORMATION.

DISCLAIMER

THE INFORMATION ON THIS DRAWING IS THE PROPERTY OF COOPER LIGHTING SOLUTIONS. IT IS PROVIDED IN CONFIDENCE AND IS NOT TO BE REPRODUCED, USED, OR DISCLOSED EXCEPT FOR THE PURPOSE IN WHICH IT WAS FURNISHED.



15 ON/OFF CONTROL W/EM LOAD  
(1) WTA (1) CEPC-2

WaveLinx Wireless  
Wiring Diagram

ON/OFF CONTROL  
with EM LOAD

PROJECT #: X.X.X		
REV #: X.X.X	DRAWN BY: NM	DATE: 11/23/2021
SHEET#: 1/1	SHEET SIZE: 8" X 11"	SCALE: NTS



**COOPER**  
Lighting Solutions

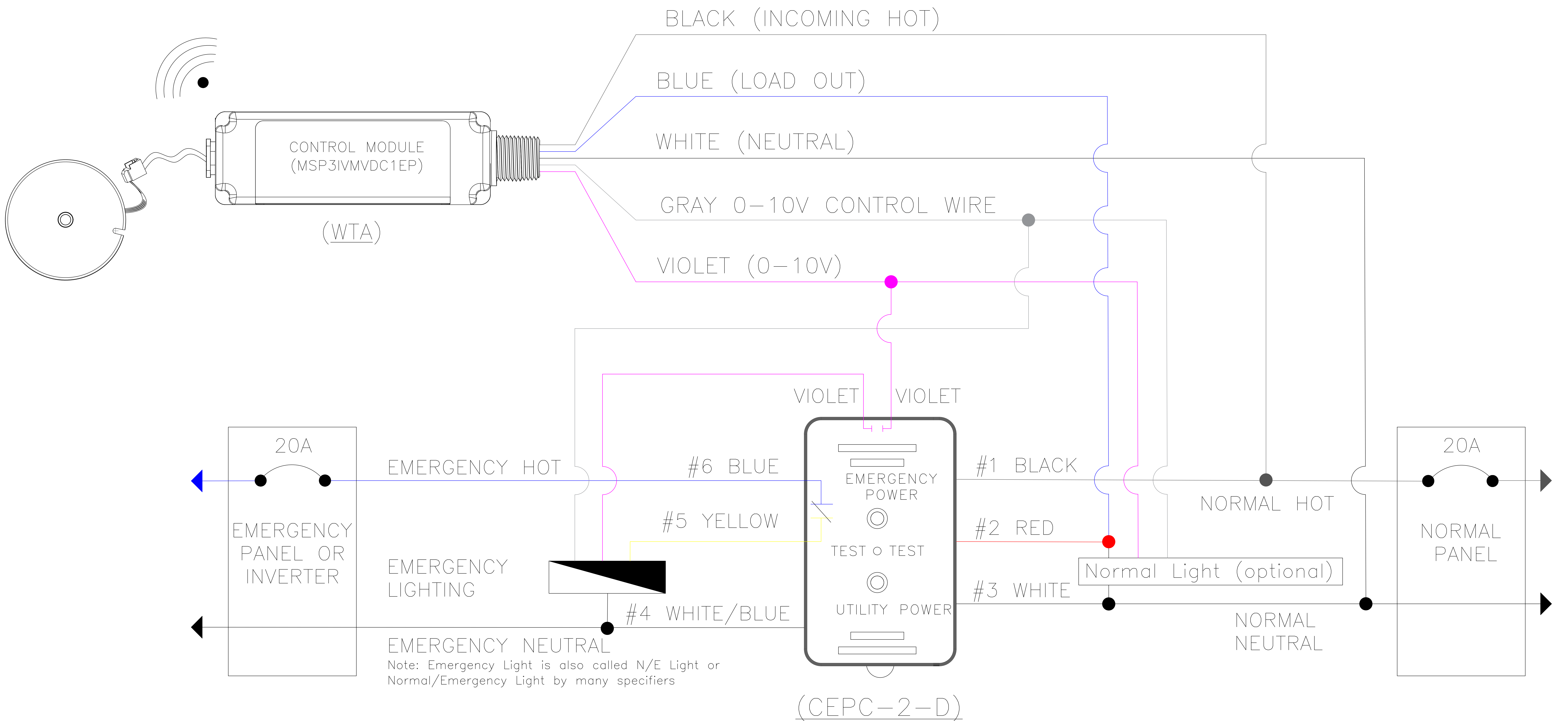
1121 HIGHWAY 74 SOUTH, PEACHTREE CITY, GA, 30269 TEL:770-486-4800

GENERAL NOTES

THE DEVICES SHOWN ARE FOR CONCEPT ONLY. REFER TO THE INSTALLATION INSTRUCTIONS AND/OR SPECIFICATION SHEETS FOR FURTHER INFORMATION.

DISCLAIMER

THE INFORMATION ON THIS DRAWING IS THE PROPERTY OF COOPER LIGHTING SOLUTIONS. IT IS PROVIDED IN CONFIDENCE AND IS NOT TO BE REPRODUCED, USED, OR DISCLOSED EXCEPT FOR THE PURPOSE IN WHICH IT WAS FURNISHED.



16 0-10V DIMMING W/NORMAL & EM LOAD  
(1) WTA (1) CEPC-2-D

WaveLinx Wireless  
Wiring Diagram

0-10V DIMMING  
with NORMAL & EM LOAD

PROJECT #: X.X.X		
REV #: X.X.X	DRAWN BY: NM	DATE: 11/23/2021
SHEET#: 1/1	SHEET SIZE: 8" X 11"	SCALE: NTS

**COOPER**  
Lighting Solutions

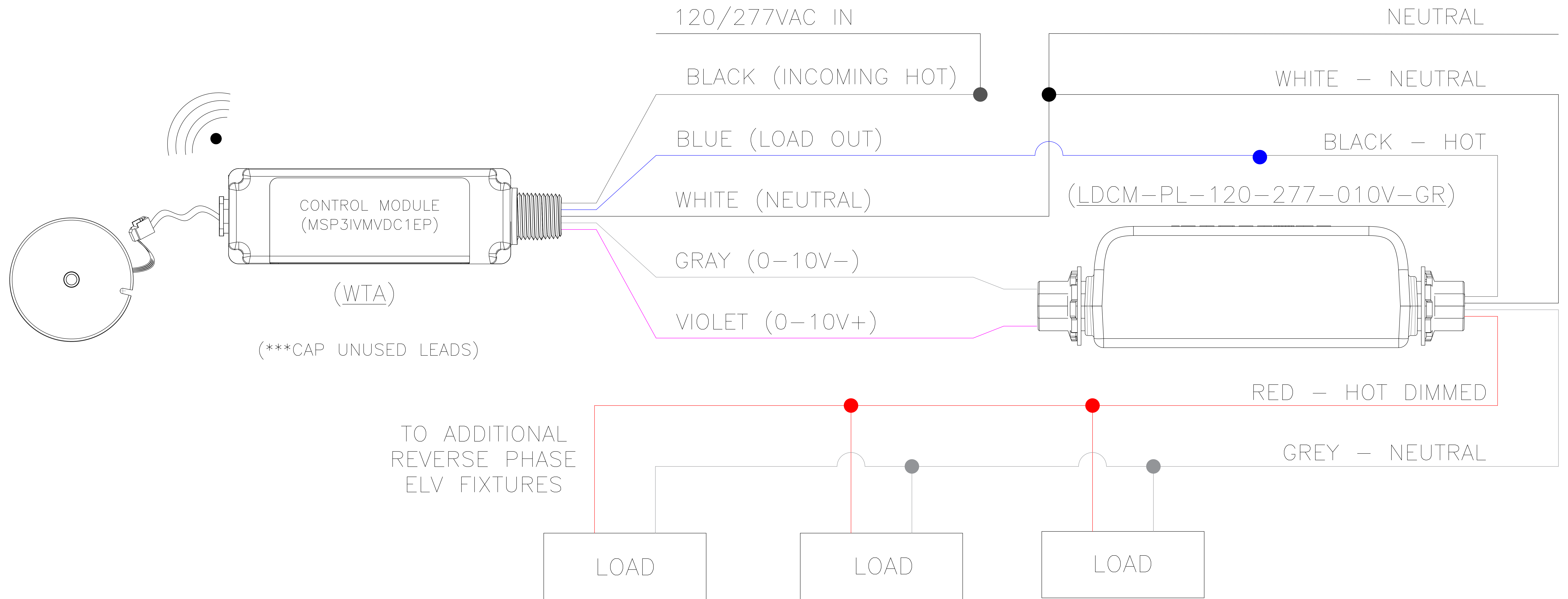
1121 HIGHWAY 74 SOUTH, PEACHTREE CITY, GA, 30269 TEL:770-486-4800

GENERAL NOTES

THE DEVICES SHOWN ARE FOR CONCEPT ONLY. REFER TO THE INSTALLATION INSTRUCTIONS AND/OR SPECIFICATION SHEETS FOR FURTHER INFORMATION.

DISCLAIMER

THE INFORMATION ON THIS DRAWING IS THE PROPERTY OF COOPER LIGHTING SOLUTIONS. IT IS PROVIDED IN CONFIDENCE AND IS NOT TO BE REPRODUCED, USED, OR DISCLOSED EXCEPT FOR THE PURPOSE IN WHICH IT WAS FURNISHED.



17 REVERSE PHASE ELV DIMMING  
 (1) WTA (1) LDCM-PL-120-277-010V-GR

WaveLinx Wireless  
 Wiring Diagram

REVERSE PHASE ELV DIMMING  
 LIGHTING CONTROLS

PROJECT #: X.X.X		
REV #: X.X.X	DRAWN BY: NM	DATE: 11/23/2021
SHEET#: 1/1	SHEET SIZE: 8" X 11"	SCALE: NTS



**COOPER**  
 Lighting Solutions

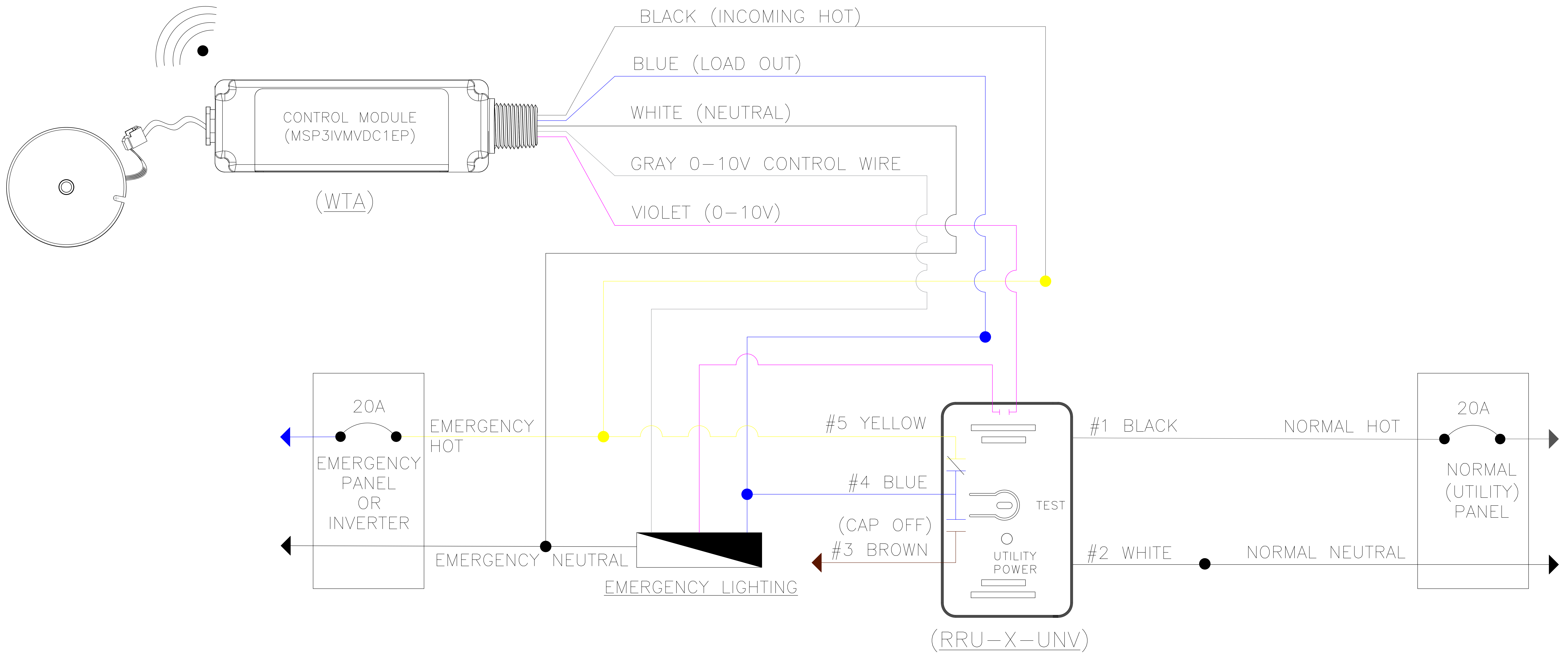
1121 HIGHWAY 74 SOUTH, PEACHTREE CITY, GA, 30269 TEL:770-486-4800

GENERAL NOTES

THE DEVICES SHOWN ARE FOR CONCEPT ONLY. REFER TO THE INSTALLATION INSTRUCTIONS AND/OR SPECIFICATION SHEETS FOR FURTHER INFORMATION.

DISCLAIMER

THE INFORMATION ON THIS DRAWING IS THE PROPERTY OF COOPER LIGHTING SOLUTIONS. IT IS PROVIDED IN CONFIDENCE AND IS NOT TO BE REPRODUCED, USED, OR DISCLOSED EXCEPT FOR THE PURPOSE IN WHICH IT WAS FURNISHED.



18 0-10V DIMMING CONTROL w/ EM LOAD  
 (1) WTA (1) RRU-X-UNV

WaveLinx Wireless  
 Wiring Diagram

0-10V DIMMING CONTROL  
 with EM LOAD

PROJECT #: X.X.X		
REV #: X.X.X	DRAWN BY: NM	DATE: 11/23/2021
SHEET#: 1/1	SHEET SIZE: 8" X 11"	SCALE: NTS



**COOPER**  
 Lighting Solutions

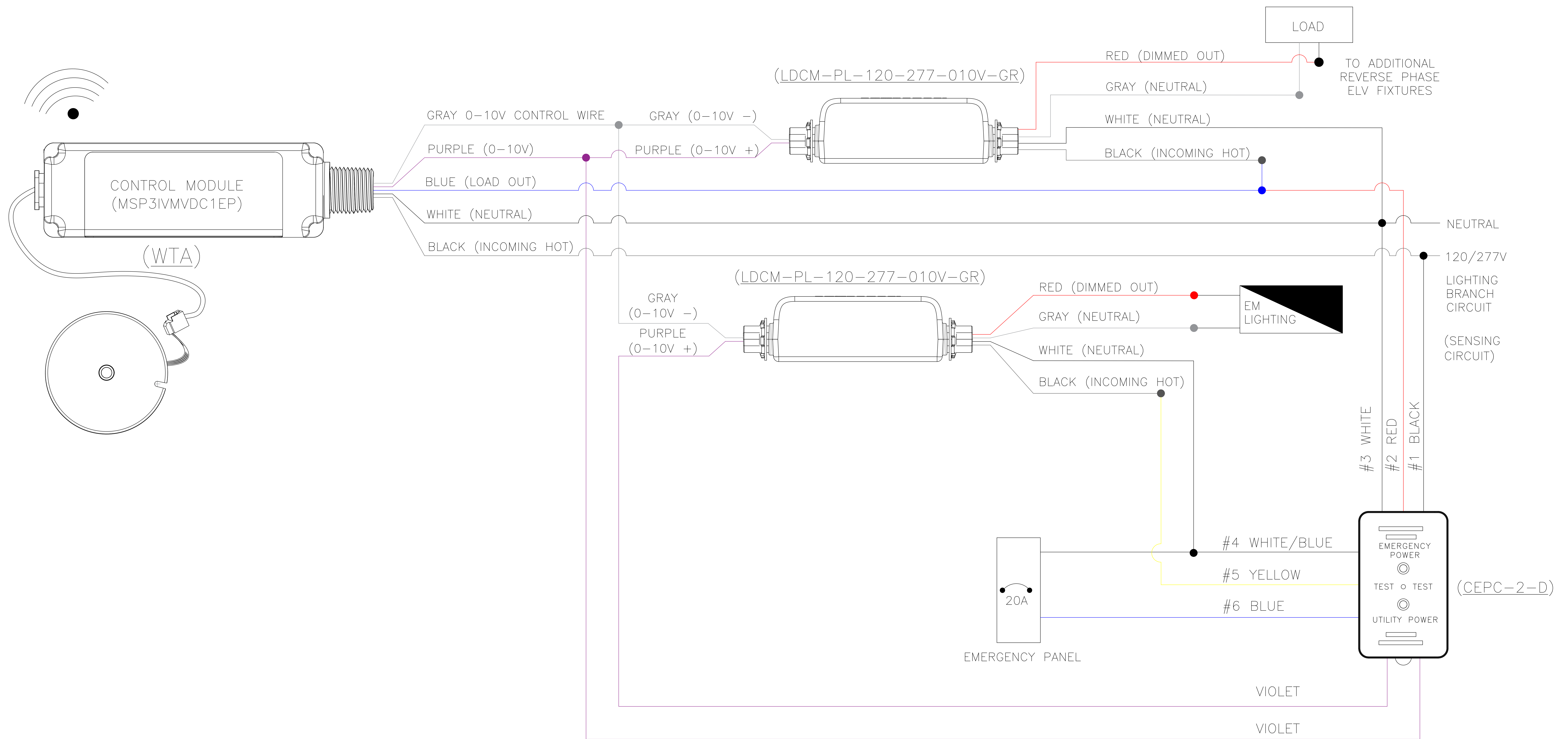
1121 HIGHWAY 74 SOUTH, PEACHTREE CITY, GA, 30269 TEL:770-486-4800

GENERAL NOTES

THE DEVICES SHOWN ARE FOR CONCEPT ONLY. REFER TO THE INSTALLATION INSTRUCTIONS AND/OR SPECIFICATION SHEETS FOR FURTHER INFORMATION.

DISCLAIMER

THE INFORMATION ON THIS DRAWING IS THE PROPERTY OF COOPER LIGHTING SOLUTIONS. IT IS PROVIDED IN CONFIDENCE AND IS NOT TO BE REPRODUCED, USED, OR DISCLOSED EXCEPT FOR THE PURPOSE IN WHICH IT WAS FURNISHED.



19 REVERSE PHASE ELV DIMMING W/ NORMAL & EM LOAD  
 (1) WTA (2) LDCM-PL-120-277-010V-GR (1) CEPC-2-D

WaveLinx Wireless  
 Wiring Diagram

REVERSE PHASE ELV DIMMING  
 NORMAL & EM LOAD

PROJECT #: X.X.X		
REV #: X.X.X	DRAWN BY: NM	DATE: 11/23/2021
SHEET#: 1/1	SHEET SIZE: 8" X 11"	SCALE: NTS



**COOPER**  
 Lighting Solutions

1121 HIGHWAY 74 SOUTH, PEACHTREE CITY, GA, 30269 TEL:770-486-4800

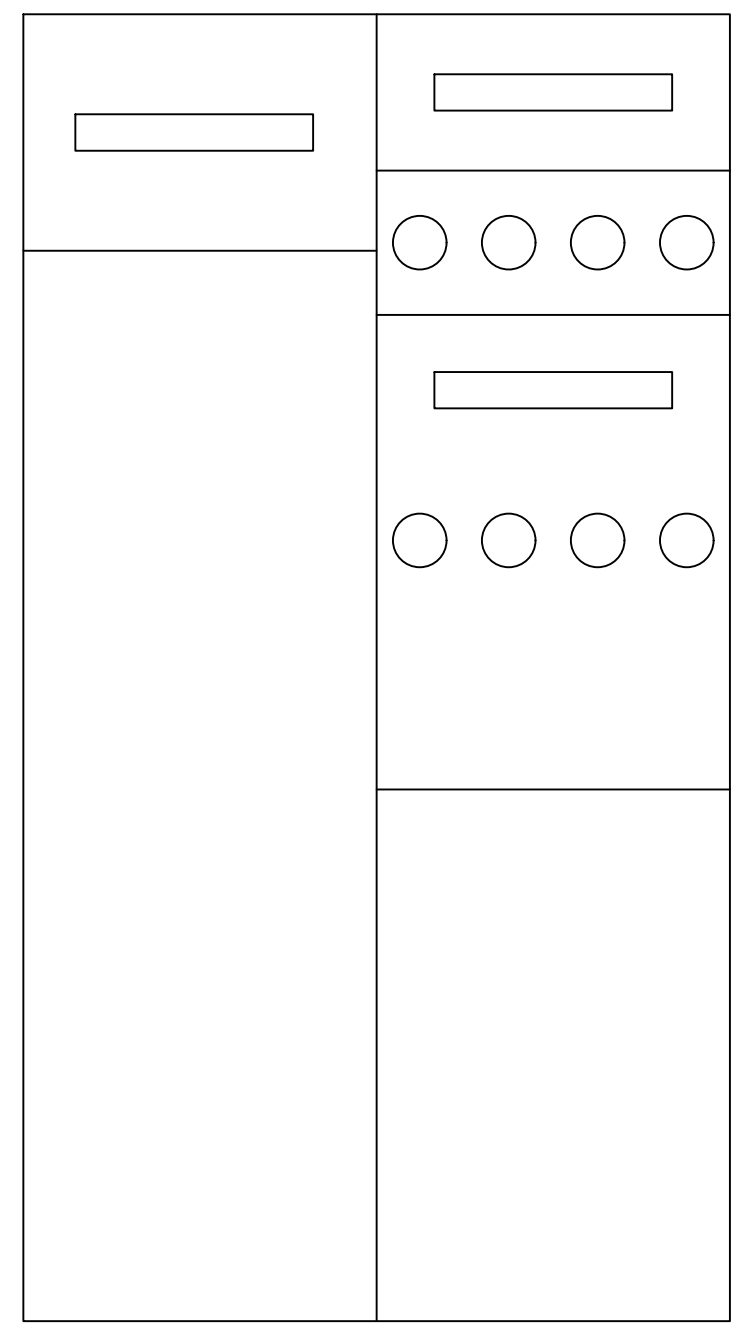
GENERAL NOTES

THE DEVICES SHOWN ARE FOR CONCEPT ONLY. REFER TO THE INSTALLATION INSTRUCTIONS AND/OR SPECIFICATION SHEETS FOR FURTHER INFORMATION.

DISCLAIMER

THE INFORMATION ON THIS DRAWING IS THE PROPERTY OF COOPER LIGHTING SOLUTIONS. IT IS PROVIDED IN CONFIDENCE AND IS NOT TO BE REPRODUCED, USED, OR DISCLOSED EXCEPT FOR THE PURPOSE IN WHICH IT WAS FURNISHED.

THIRD PARTY SYSTEM  
(PROVIDED BY OTHERS)



BACnet/ IP  
PUBLIC (REST) API

BACnet ROUTER1  
(HARDWARE PROVIDED BY OTHERS)

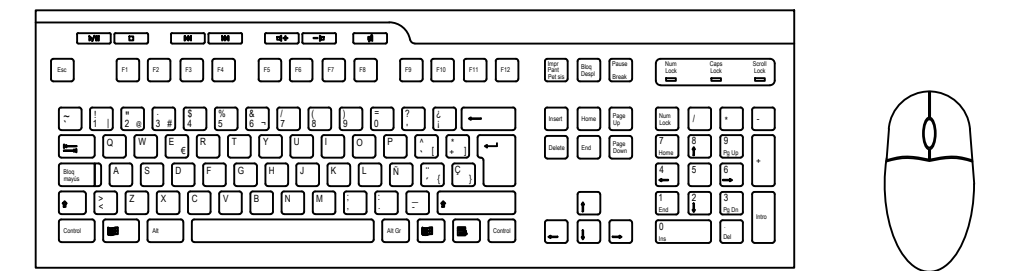
TRELLIX CORE PRO (TRX-TCPR02)  
TRELLIX CORE ENTERPRISE (TRX-TCENT2)  
VIRTUAL TRELLIX CORE ENTERPRISE (TRX-TCVRT2)

BUILDING LAN

DESKTOP/LAPTOP  
(BY OTHERS)

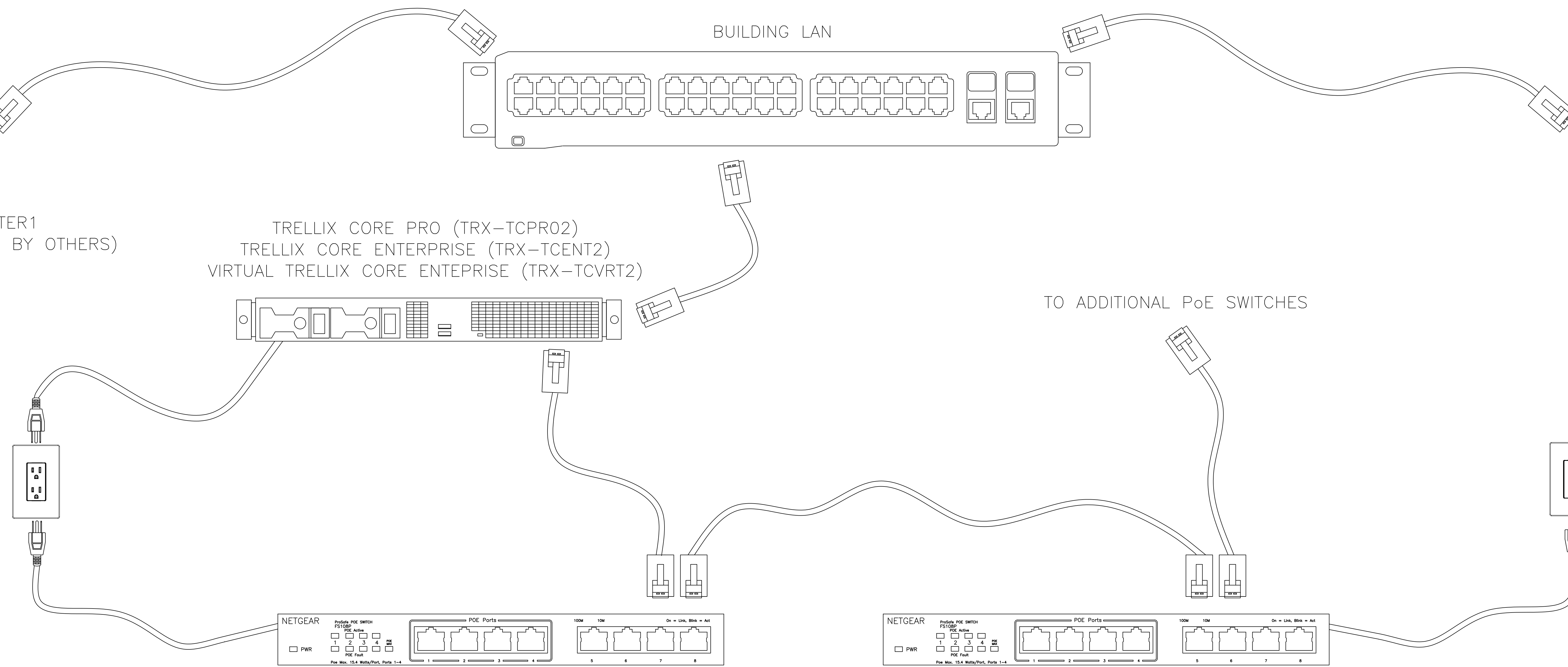


TRELLIX SOFTWARE



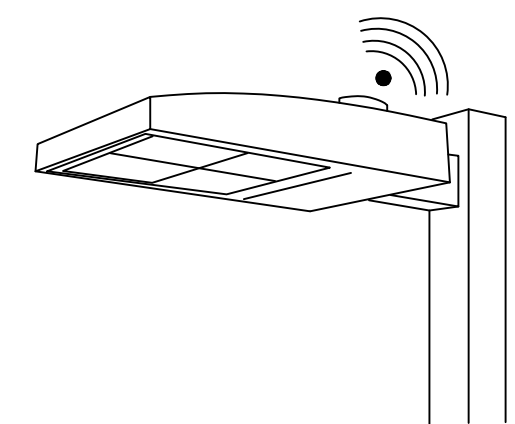
The Trellix Core Enterprise will be shipped with the Trellix Admin/Lighting Software License for Interfaces which includes Alarms and Events, BACnet IP interface, and published API for 250 nodes.

TO ADDITIONAL PoE SWITCHES

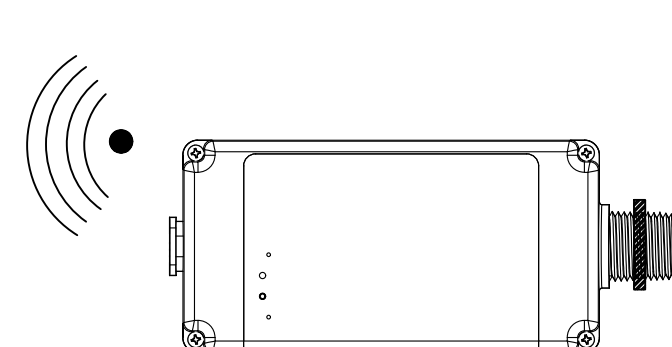


TYPICAL EXTERIOR CONTROL COMPONENTS

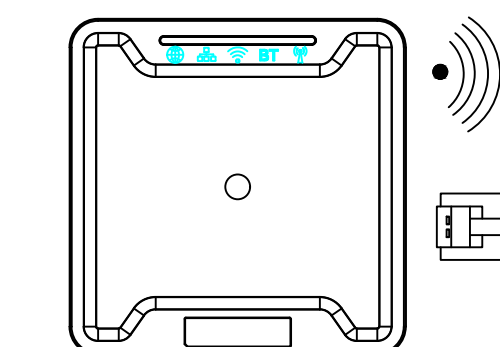
NOTE: ALL COMMUNICATION BETWEEN DEVICES IS WIRELESS  
IEEE 802.15.4



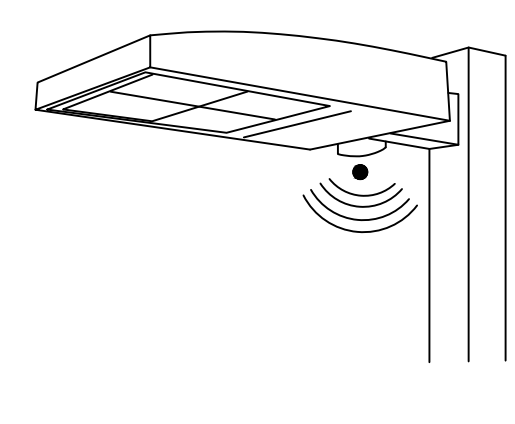
EXTERIOR FIXTURE WITH 7 PIN RECEPTACLE AND WIRELESS CONTROL MODULE (WOLC-7P-10A)



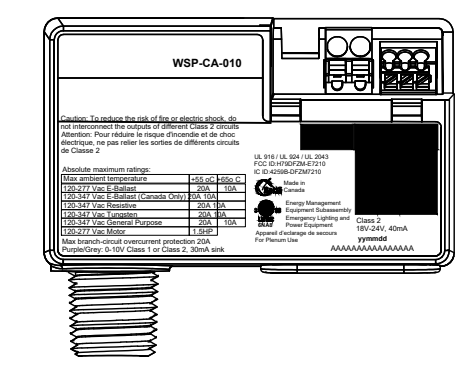
WIRELESS RELAY SWITCHPACK FOR NON INTEGRATED EXTERIOR FIXTURES (WSP-UV-010)



WIRELESS AREA CONTROLLER (WAC-120/WAC-POE)



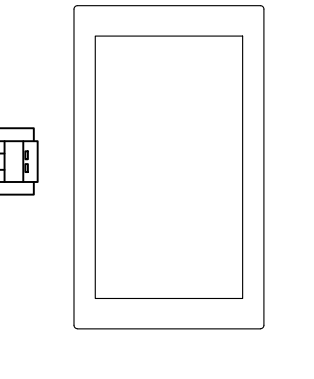
EXTERIOR FIXTURE WITH 4 PIN RECEPTACLE AND WIRELESS CONTROL MODULE (SWPD4-4P/SWPD5-4P)



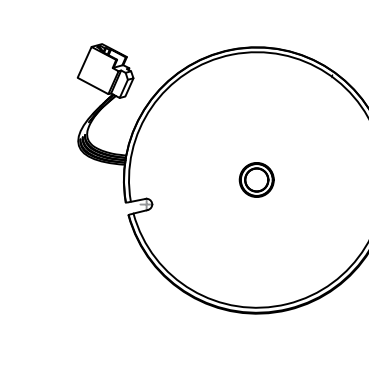
347V DIMMING SWITCHPACK (WSP-CA-010)

TYPICAL ROOM CONTROL COMPONENTS

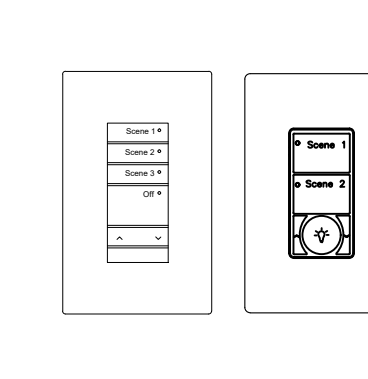
NOTE: ALL COMMUNICATION BETWEEN DEVICES IS WIRELESS  
IEEE 802.15.4



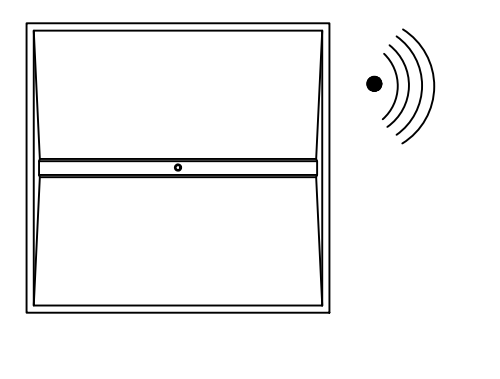
5.7" TOUCHSCREEN (TSE57-WLX-B)



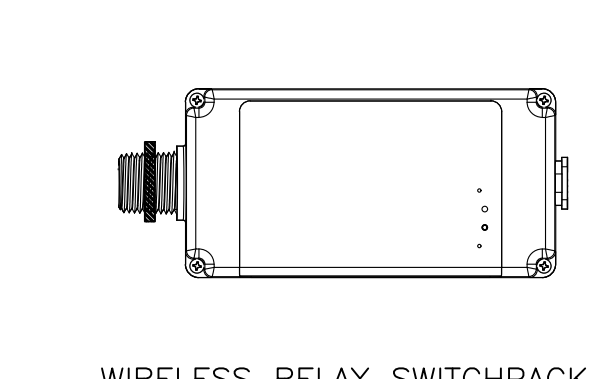
TILEMOUNT SENSOR KIT (NTA)



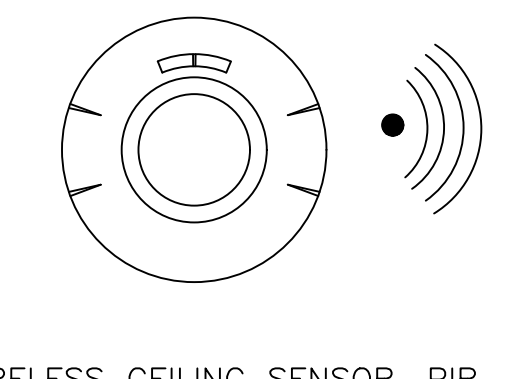
WALL STATIONS



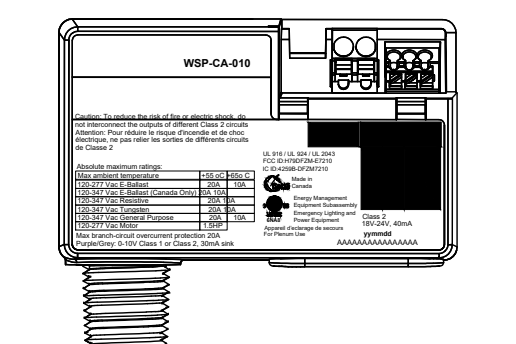
INTEGRATED FIXTURE



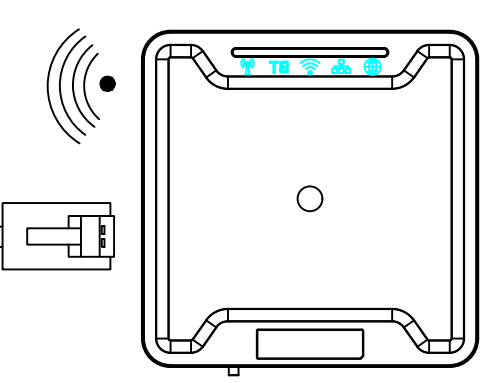
WIRELESS RELAY SWITCHPACK WITH 0-10V (WSP-UV-010)



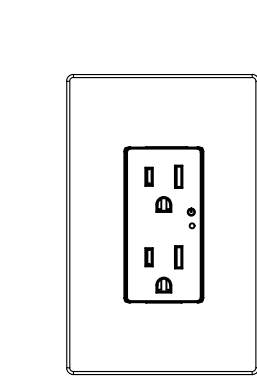
WIRELESS CEILING SENSOR, PIR (CWPD-1500)



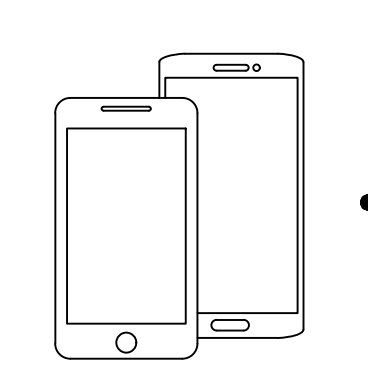
347V DIMMING SWITCHPACK (WSP-CA-010)



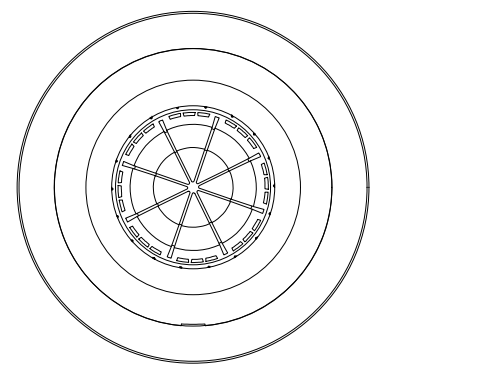
WIRELESS AREA CONTROLLER (WAC-120/WAC-POE)



WIRELESSLY CONTROLLED RECEPTACLE 15A OR 20A (WR-15/WR-20)



MOBILE APP USED FOR SYSTEM SETUP AND PERSONAL CONTROL



INDUSTRIAL FIXTURE MOUNT LOW/HIGH BAY SENSOR (SWPD2-WH/SWPD3-WH)

PROJECT #: X.X.X		
REV #: X.X.X	DRAWN BY: NM	DATE: 11/23/2021
SHEET#: 1/1	SHEET SIZE: 8" X 11"	SCALE: NTS



**COOPER**  
Lighting Solutions

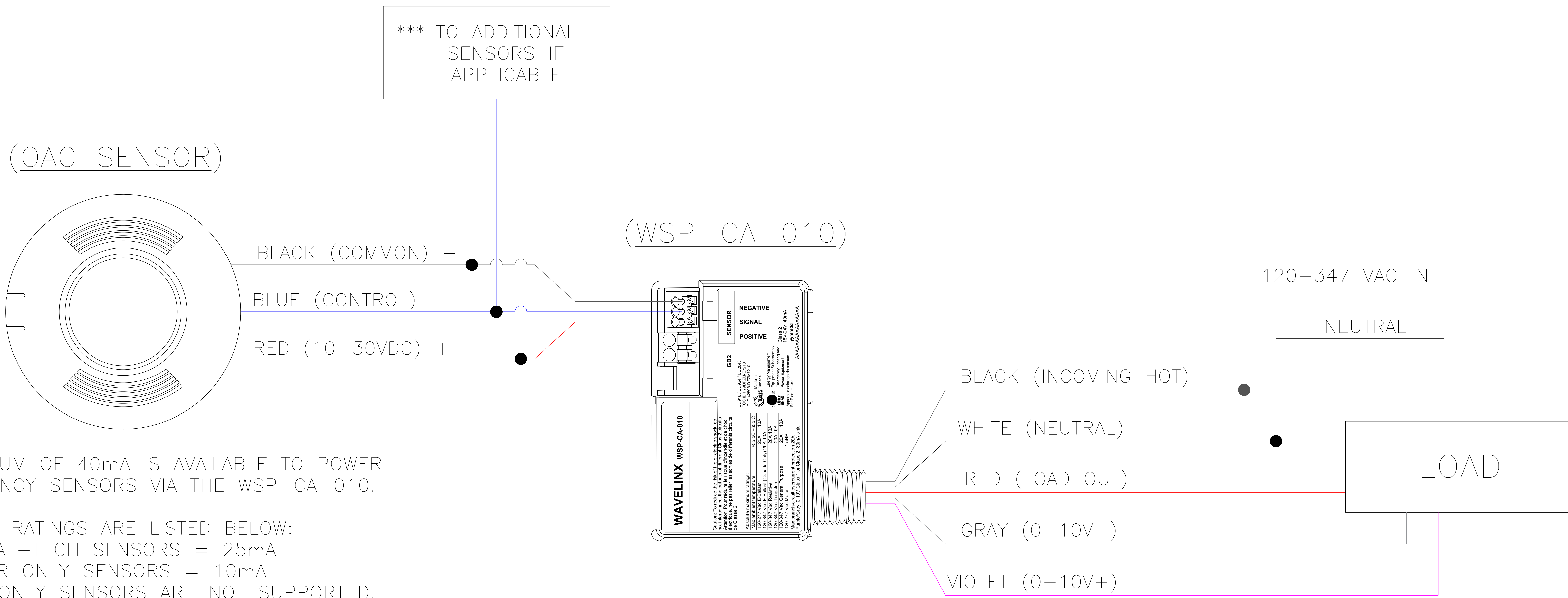
1121 HIGHWAY 74 SOUTH, PEACHTREE CITY, GA, 30269 TEL:770-486-4800

GENERAL NOTES

THE DEVICES SHOWN ARE FOR CONCEPT ONLY. REFER TO THE INSTALLATION INSTRUCTIONS AND/OR SPECIFICATION SHEETS FOR FURTHER INFORMATION.

DISCLAIMER

THE INFORMATION ON THIS DRAWING IS THE PROPERTY OF COOPER LIGHTING SOLUTIONS. IT IS PROVIDED IN CONFIDENCE AND IS NOT TO BE REPRODUCED, USED, OR DISCLOSED EXCEPT FOR THE PURPOSE IN WHICH IT WAS FURNISHED.



21 OAC SENSOR WIRING  
 (1) WSP-CA-010 (X) OAC SENSOR(S)

WaveLinx Wireless  
 Wiring Diagram

OAC Sensor Wiring  
 LIGHTING CONTROLS

PROJECT #: X.X.X		
REV #: X.X.X	DRAWN BY: NM	DATE: 11/23/2021
SHEET#: 1/1	SHEET SIZE: 8" X 11"	SCALE: NTS

**COOPER**  
 Lighting Solutions

1121 HIGHWAY 74 SOUTH, PEACHTREE CITY, GA, 30269 TEL:770-486-4800

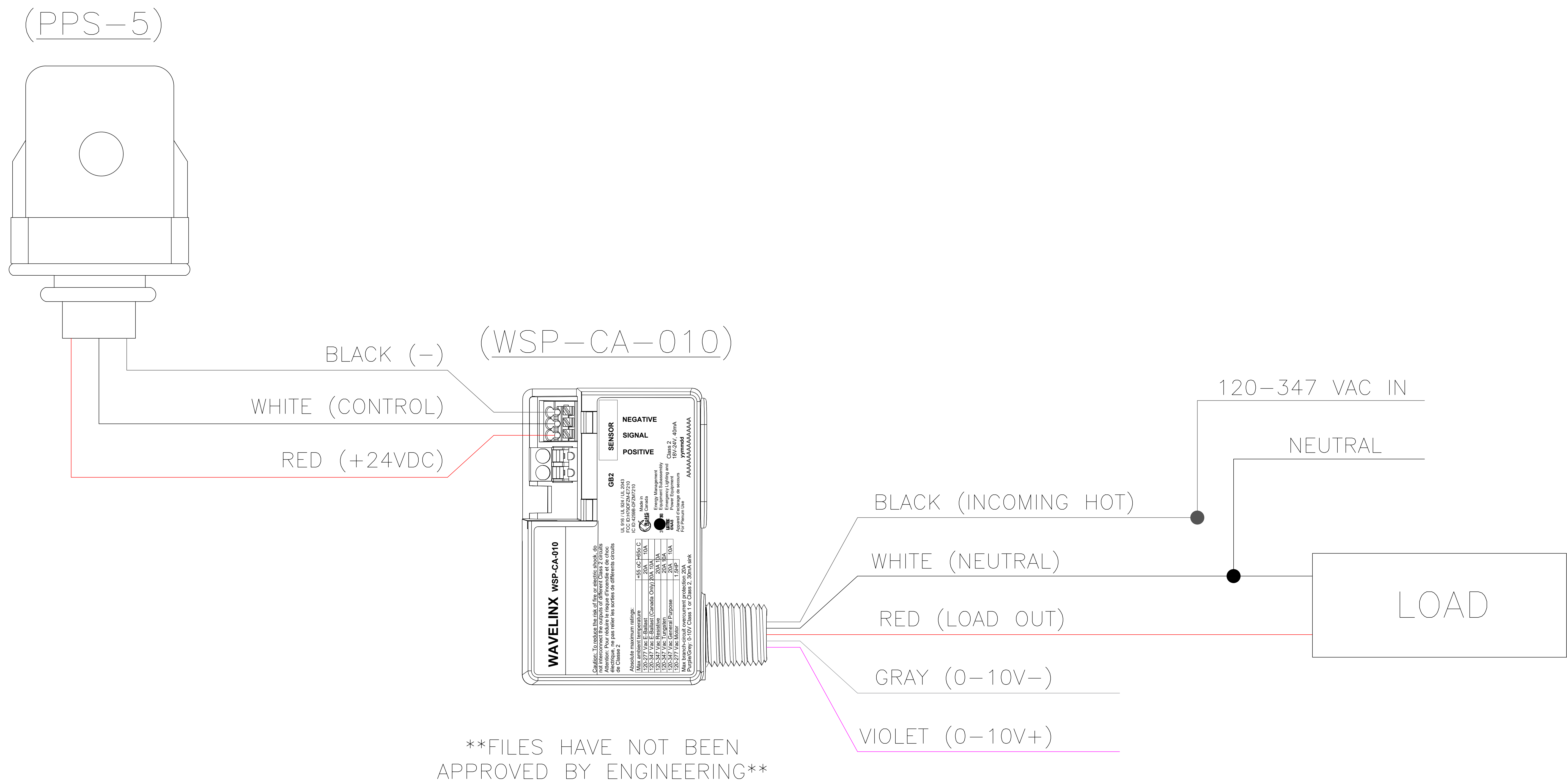
GENERAL NOTES

THE DEVICES SHOWN ARE FOR CONCEPT ONLY. REFER TO THE INSTALLATION INSTRUCTIONS AND/OR SPECIFICATION SHEETS FOR FURTHER INFORMATION.

DISCLAIMER

THE INFORMATION ON THIS DRAWING IS THE PROPERTY OF COOPER LIGHTING SOLUTIONS. IT IS PROVIDED IN CONFIDENCE AND IS NOT TO BE REPRODUCED, USED, OR DISCLOSED EXCEPT FOR THE PURPOSE IN WHICH IT WAS FURNISHED.





22

EXTERIOR PHOTOCELL WIRING  
(1) WSP-CA-010 (1) PPS-5

WaveLinx Wireless  
Wiring Diagram

---

Exterior Photocell Wiring  
LIGHTING CONTROLS

PROJECT #: X.X.X		
REV #: X.X.X	DRAWN BY: NM	DATE: 11/23/2021
SHEET#: 1/1	SHEET SIZE: 8" X 11"	SCALE: NTS



**COOPER**  
Lighting Solutions

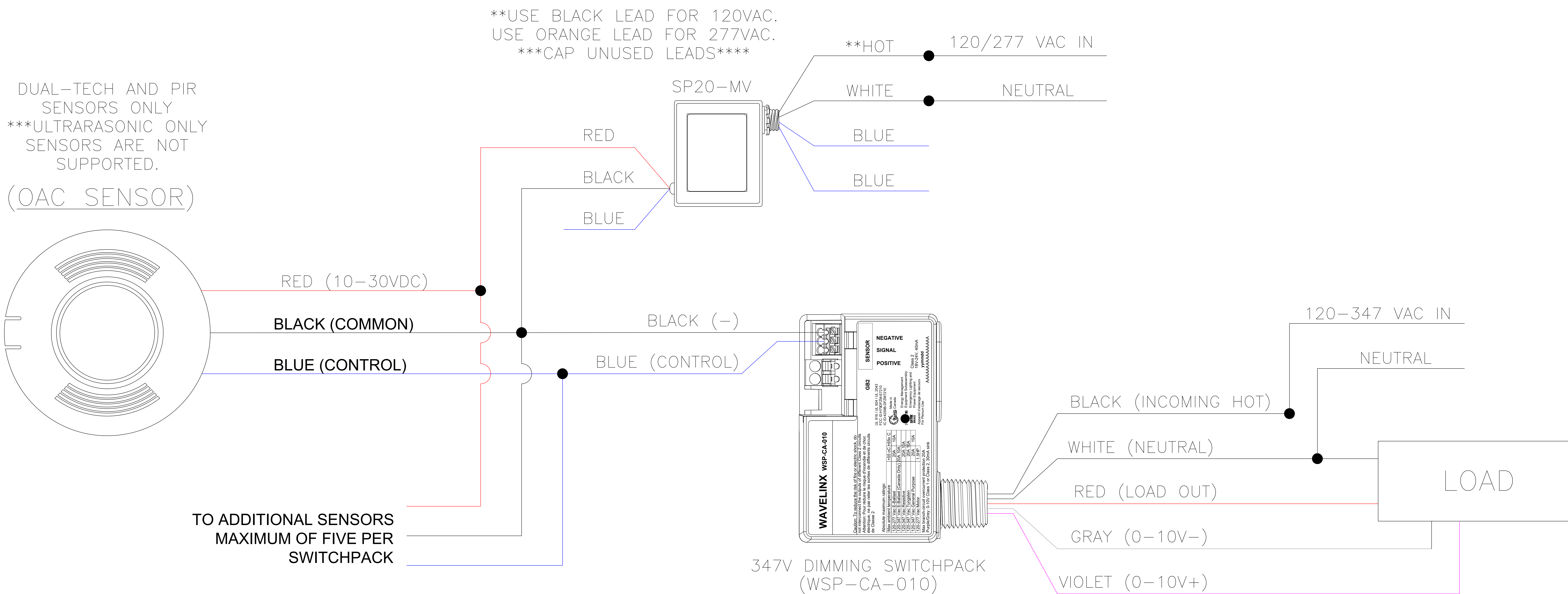
1121 HIGHWAY 74 SOUTH, PEACHTREE CITY, GA, 30269 TEL:770-486-4800

GENERAL NOTES

THE DEVICES SHOWN ARE FOR CONCEPT ONLY. REFER TO THE INSTALLATION INSTRUCTIONS AND/OR SPECIFICATION SHEETS FOR FURTHER INFORMATION.

DISCLAIMER

THE INFORMATION ON THIS DRAWING IS THE PROPERTY OF COOPER LIGHTING SOLUTIONS. IT IS PROVIDED IN CONFIDENCE AND IS NOT TO BE REPRODUCED, USED, OR DISCLOSED EXCEPT FOR THE PURPOSE IN WHICH IT WAS FURNISHED.



23

MULTIPLE OAC SENSOR WIRING  
 (1) WSP-CA-010 (1) SENSOR (1) SP20-MV

WaveLinX Wireless  
 Wiring Diagram

Multiple OAC Sensor Wiring  
 LIGHTING CONTROLS

PROJECT #: X.X.X		
REV #: X.X.X	DRAWN BY: NM	DATE: 11/23/2021
SHEET#: 1/1	SHEET SIZE: 8" X 11"	SCALE: NTS



**COOPER**  
 Lighting Solutions

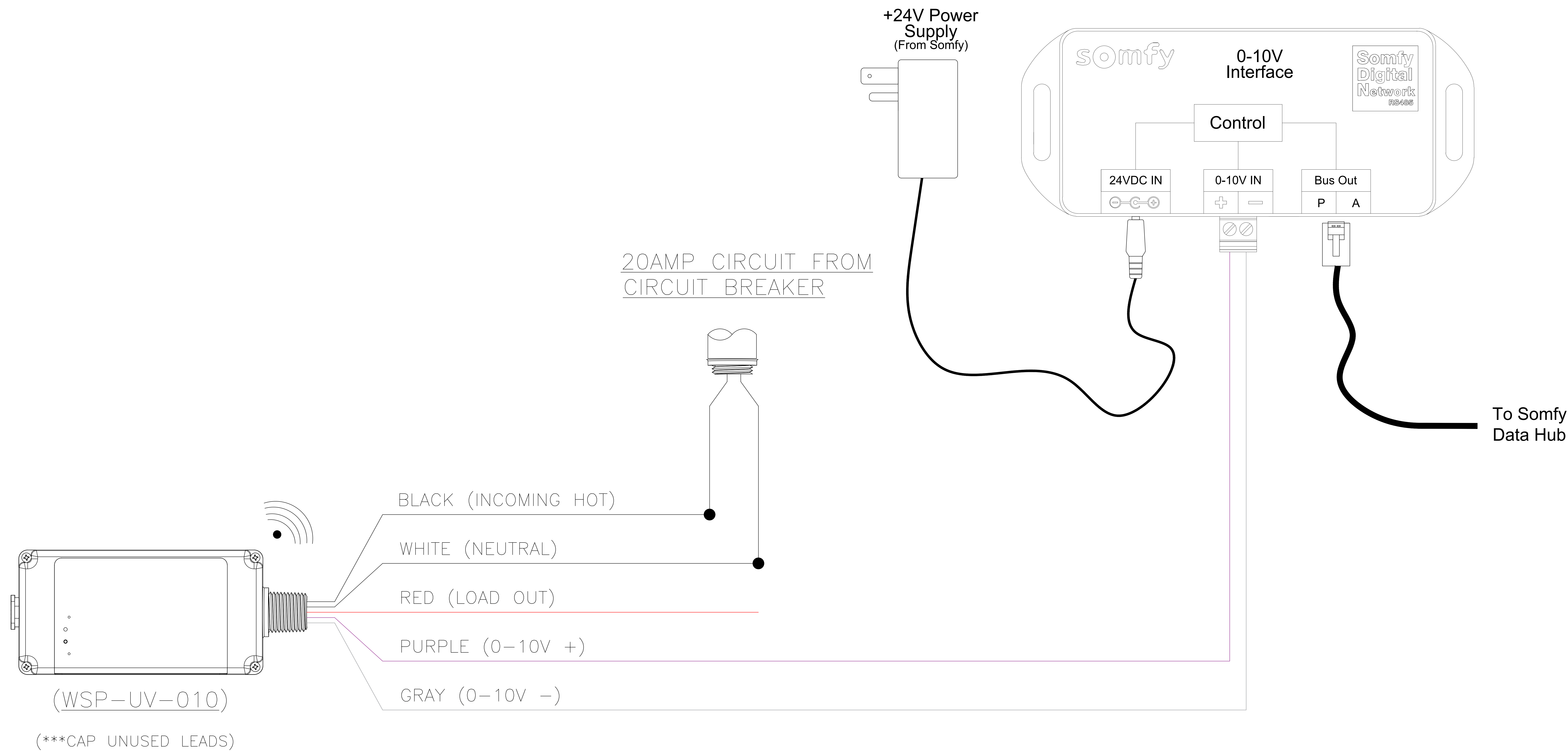
1121 HIGHWAY 74 SOUTH, PEACHTREE CITY, GA, 30269 TEL:770-486-4800

GENERAL NOTES

THE DEVICES SHOWN ARE FOR CONCEPT ONLY. REFER TO THE INSTALLATION INSTRUCTIONS AND/OR SPECIFICATION SHEETS FOR FURTHER INFORMATION.

DISCLAIMER

THE INFORMATION ON THIS DRAWING IS THE PROPERTY OF COOPER LIGHTING SOLUTIONS. IT IS PROVIDED IN CONFIDENCE AND IS NOT TO BE REPRODUCED, USED, OR DISCLOSED EXCEPT FOR THE PURPOSE IN WHICH IT WAS FURNISHED.



24 SHADE CONTROL  
 (1) WSP-UV-010 (1) SOMFY SHADE CONTROLLER

WaveLinx Wireless  
 Wiring Diagram

Shade Control  
 LIGHTING CONTROLS

PROJECT #: X.X.X		
REV #: X.X.X	DRAWN BY: NM	DATE: 11/23/2021
SHEET#: 1/1	SHEET SIZE: 8" X 11"	SCALE: NTS



GENERAL NOTES

THE DEVICES SHOWN ARE FOR CONCEPT ONLY. REFER TO THE INSTALLATION INSTRUCTIONS AND/OR SPECIFICATION SHEETS FOR FURTHER INFORMATION.

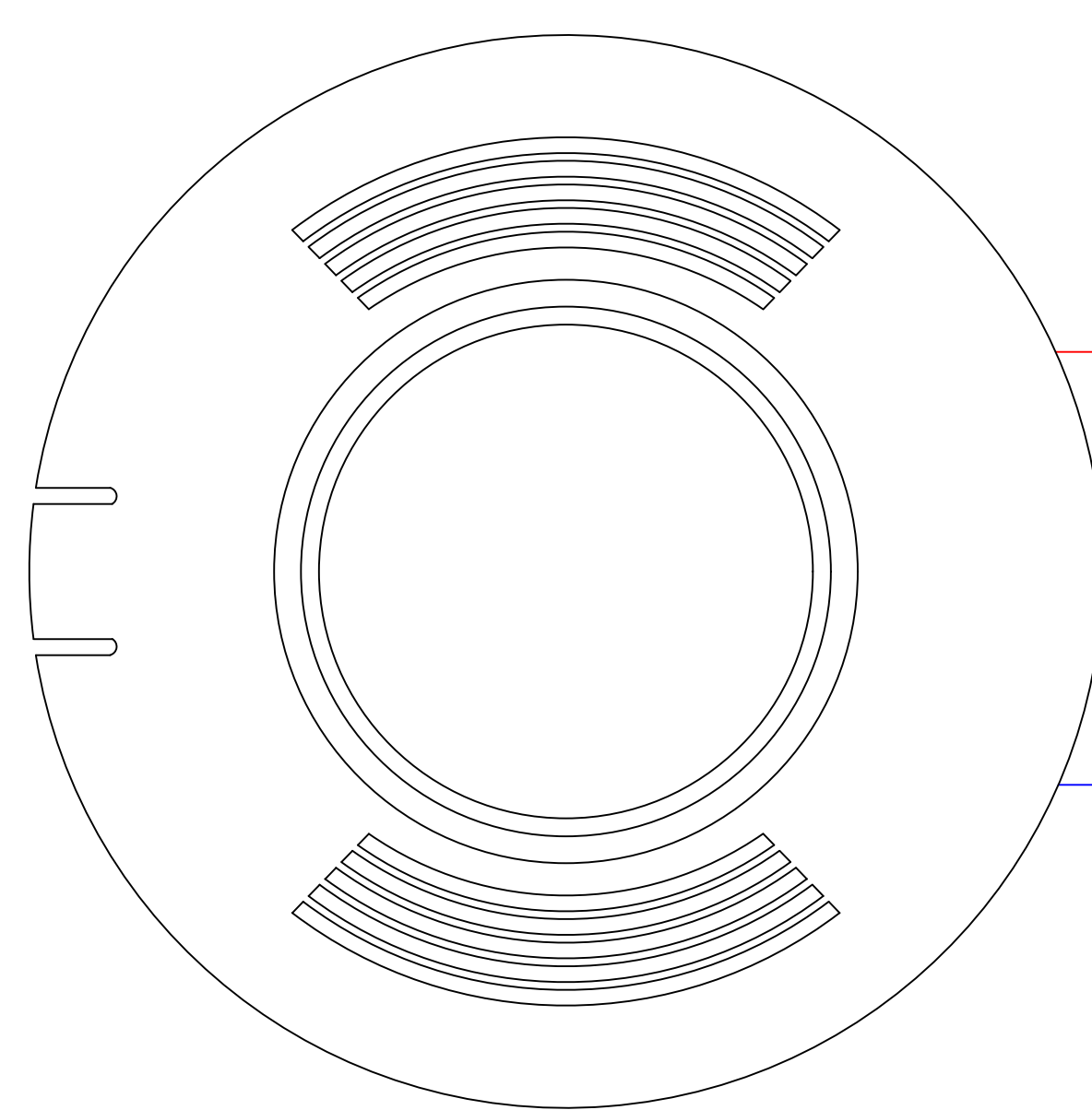
DISCLAIMER

THE INFORMATION ON THIS DRAWING IS THE PROPERTY OF COOPER LIGHTING SOLUTIONS. IT IS PROVIDED IN CONFIDENCE AND IS NOT TO BE REPRODUCED, USED, OR DISCLOSED EXCEPT FOR THE PURPOSE IN WHICH IT WAS FURNISHED.

\*\*USE BLACK LEAD FOR 120VAC.  
 USE ORANGE LEAD FOR 277VAC.  
 \*\*\*CAP UNUSED LEADS\*\*\*\*

DUAL-TECH AND PIR  
 SENSORS ONLY  
 \*\*\*ULTRASONIC ONLY  
 SENSORS ARE NOT  
 SUPPORTED.

(OAC SENSOR)



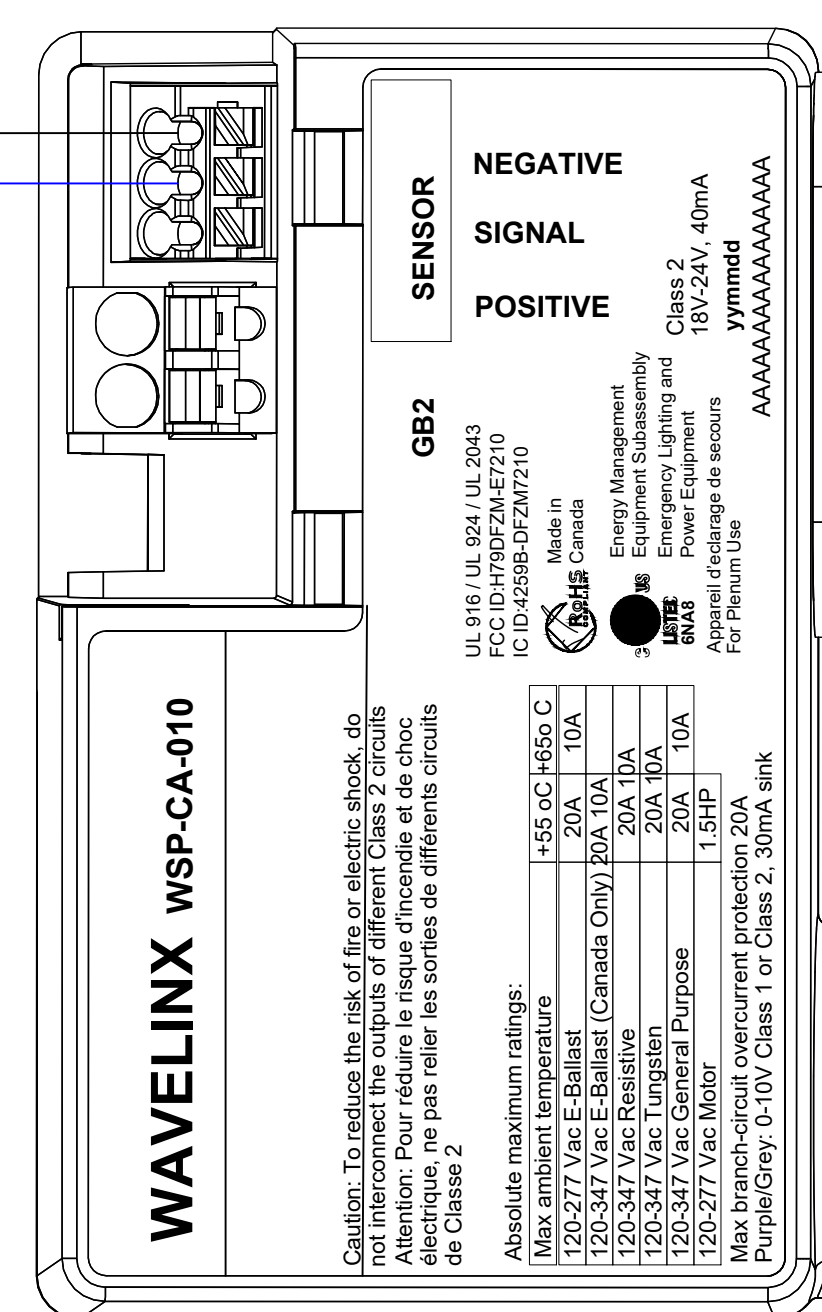
RED (10-30VDC)  
 BLUE (CONTROL)  
 RED (10-30VDC) +

TO ADDITIONAL SENSORS  
 MAXIMUM OF FIVE PER  
 SWITCHPACK

SP20-MV

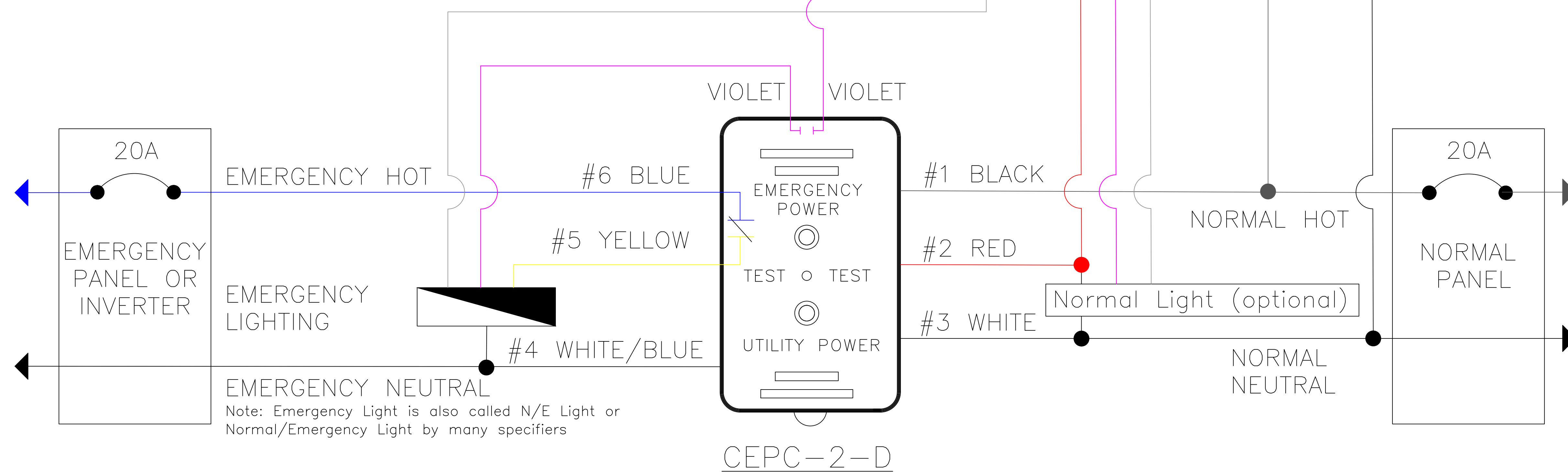
RED  
 BLACK  
 BLUE

\*\*HOT 120/277 VAC IN  
 WHITE NEUTRAL  
 BLUE  
 BLUE



347V DIMMING SWITCHPACK  
 (WSP-CA-010)

BLACK (INCOMING HOT)  
 RED (LOAD OUT)  
 WHITE (NEUTRAL)  
 GRAY 0-10V CONTROL WIRE  
 VIOLET (0-10V)



25 MULTIPLE OAC SENSOR WIRING W/ EMERGENCY  
 (1) WSP-CA-010 (1) SENSOR (1) SP20-MV (1) CEPC-2-D

WaveLinx Wireless  
 Wiring Diagram

Multiple OAC Sensors with EM  
 LIGHTING CONTROLS

PROJECT #: X.X.X

REV #: X.X.X	DRAWN BY: NM	DATE: 12/20/2021
-----------------	-----------------	---------------------

SHEET#: 1/1	SHEET SIZE: 8" X 11"	SCALE: NTS
----------------	-------------------------	---------------



**COOPER**  
 Lighting Solutions

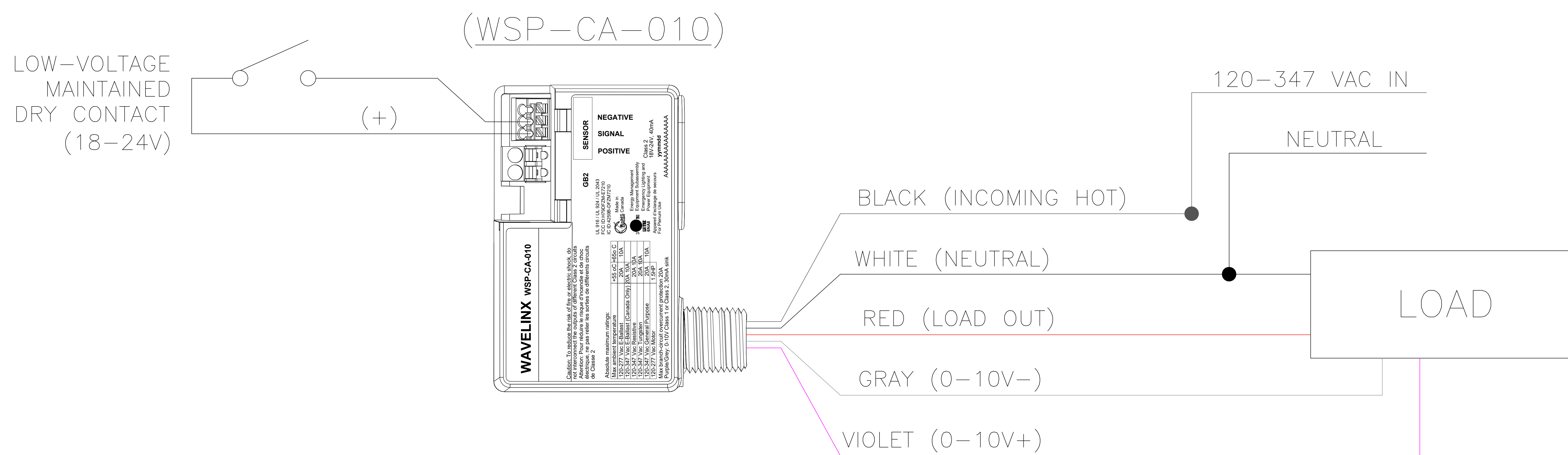
1121 HIGHWAY 74 SOUTH, PEACHTREE CITY, GA, 30269 TEL:770-486-4800

GENERAL NOTES

THE DEVICES SHOWN ARE FOR CONCEPT ONLY. REFER TO THE INSTALLATION INSTRUCTIONS AND/OR SPECIFICATION SHEETS FOR FURTHER INFORMATION.

DISCLAIMER

THE INFORMATION ON THIS DRAWING IS THE PROPERTY OF COOPER LIGHTING SOLUTIONS. IT IS PROVIDED IN CONFIDENCE AND IS NOT TO BE REPRODUCED, USED, OR DISCLOSED EXCEPT FOR THE PURPOSE IN WHICH IT WAS FURNISHED.



26 CONTACT CLOSURE WIRING  
(1) WSP-CA-010 (MAINTAINED LV CONTACT)

WaveLinx Wireless  
Wiring Diagram

WSP-CA w/ LV CONTACT  
LIGHTING CONTROLS

PROJECT #: X.X.X		
REV #: X.X.X	DRAWN BY: BP	DATE: 1/24/2022
SHEET#: 1/1	SHEET SIZE: 8" X 11"	SCALE: NTS



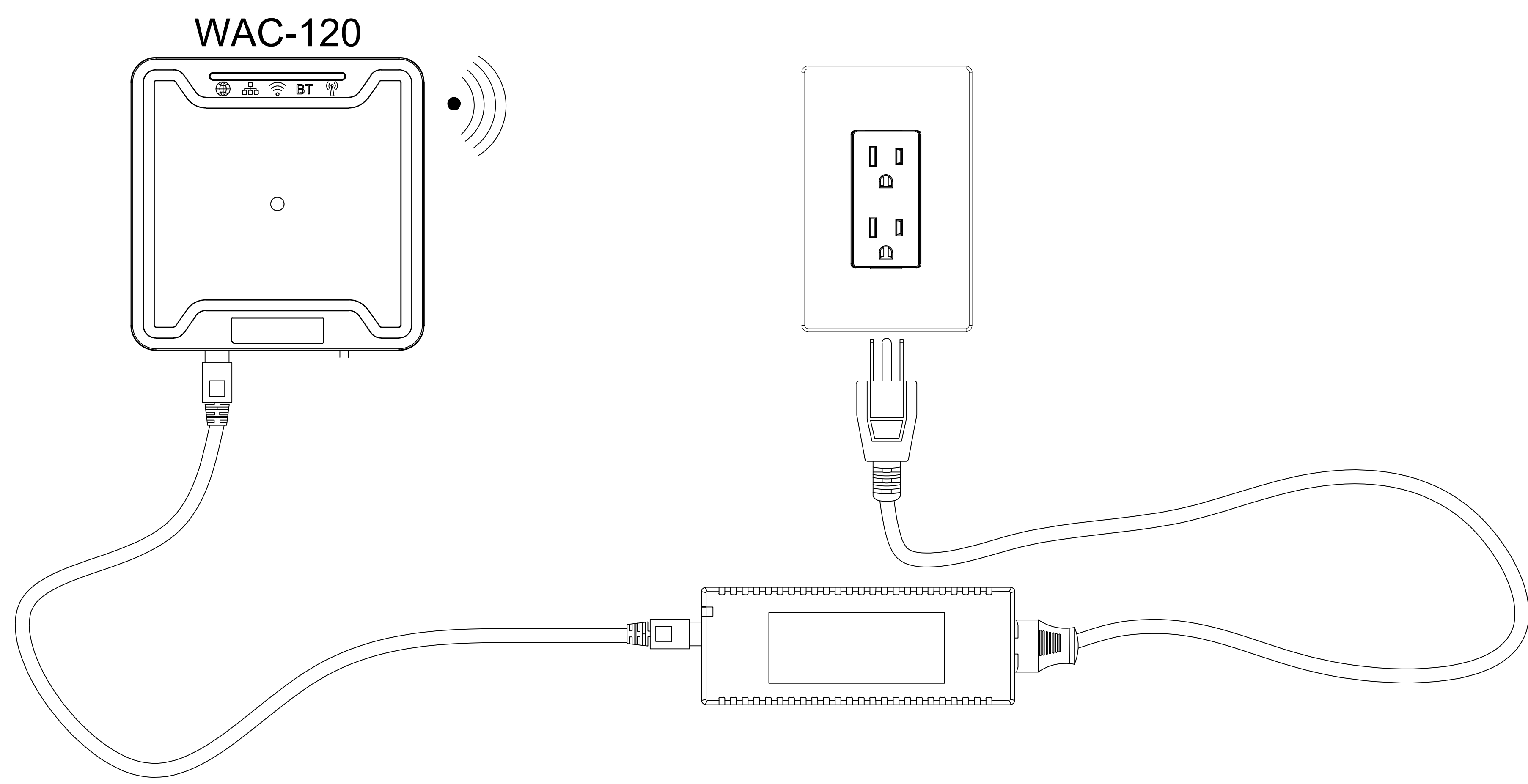
# COOPER

## Lighting Solutions

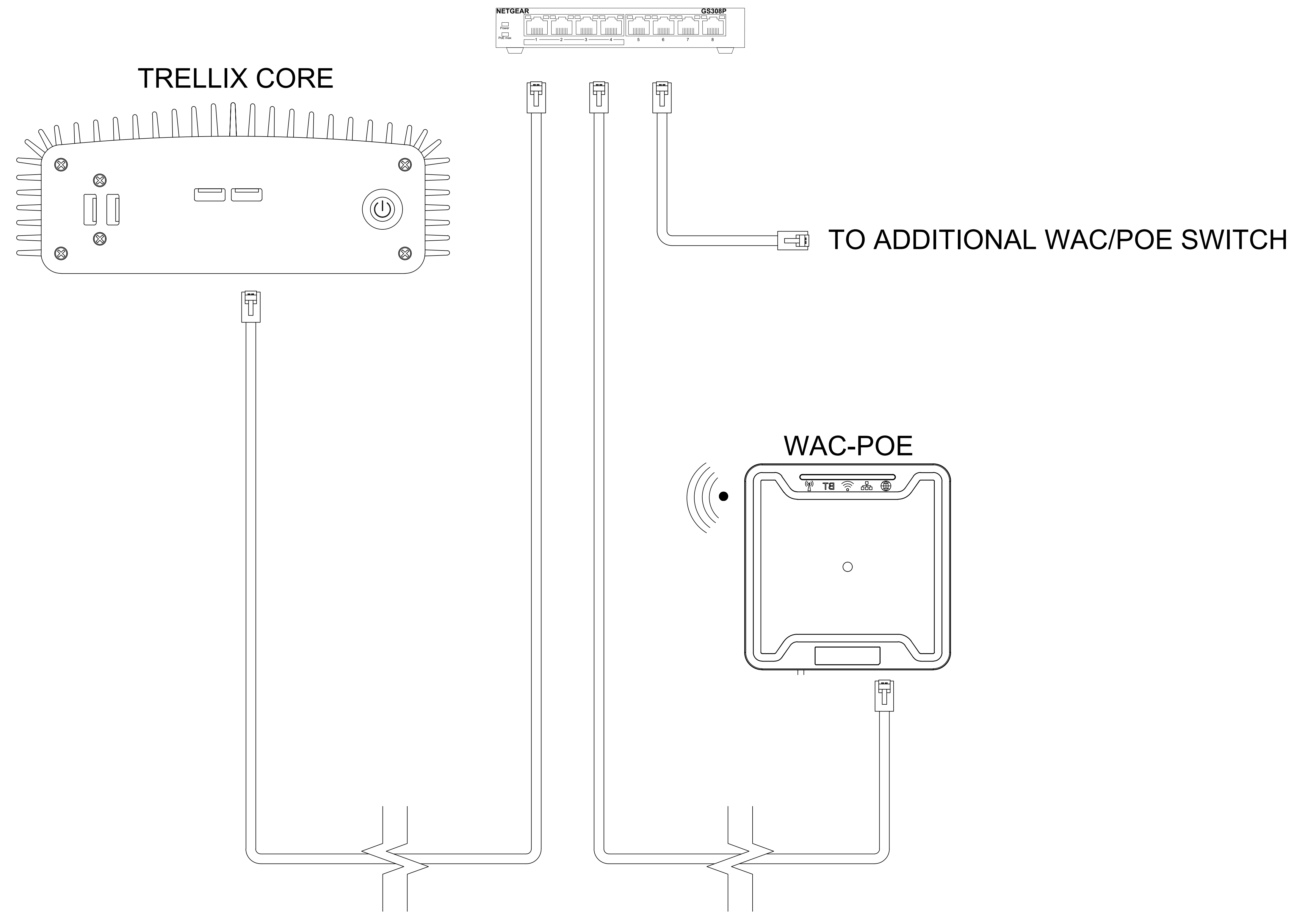
1121 HIGHWAY 74 SOUTH, PEACHTREE CITY, GA, 30269 TEL:770-486-4800

GENERAL NOTES
THE DEVICES SHOWN ARE FOR CONCEPT ONLY. REFER TO THE INSTALLATION INSTRUCTIONS AND/OR SPECIFICATION SHEETS FOR FURTHER INFORMATION.

DISCLAIMER
THE INFORMATION ON THIS DRAWING IS THE PROPERTY OF COOPER LIGHTING SOLUTIONS. IT IS PROVIDED IN CONFIDENCE AND IS NOT TO BE REPRODUCED, USED, OR DISCLOSED EXCEPT FOR THE PURPOSE IN WHICH IT WAS FURNISHED.



STAND ALONE CONFIGURATION



NETWORKED CONFIGURATION

WaveLinx Wireless  
Wiring Diagram

WAC CONFIGURATIONS

PROJECT #: X.X.X		
REV #: X.X.X	DRAWN BY: BP	DATE: 4/8/2022
SHEET#: 1/1	SHEET SIZE: 8" X 11"	SCALE: NTS



**COOPER**  
Lighting Solutions

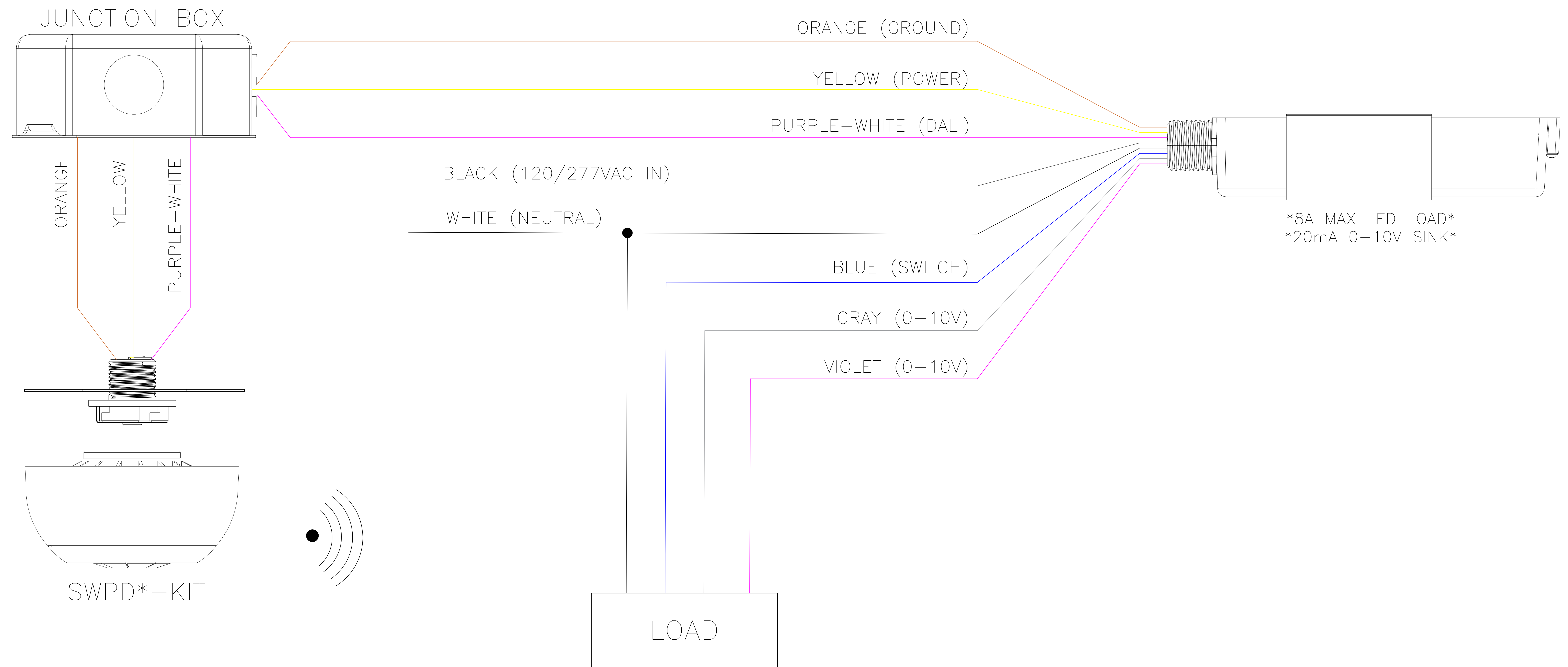
1121 HIGHWAY 74 SOUTH, PEACHTREE CITY, GA, 30269 TEL:770-486-4800

GENERAL NOTES

THE DEVICES SHOWN ARE FOR CONCEPT ONLY. REFER TO THE INSTALLATION INSTRUCTIONS AND/OR SPECIFICATION SHEETS FOR FURTHER INFORMATION.

DISCLAIMER

THE INFORMATION ON THIS DRAWING IS THE PROPERTY OF COOPER LIGHTING SOLUTIONS. IT IS PROVIDED IN CONFIDENCE AND IS NOT TO BE REPRODUCED, USED, OR DISCLOSED EXCEPT FOR THE PURPOSE IN WHICH IT WAS FURNISHED.



28

INDUSTRIAL STAND ALONE SENSOR KIT  
(1) SWPD\*-KIT

WaveLinx Wireless  
Wiring Diagram

SWPD\*-KIT  
LIGHTING CONTROLS

PROJECT #: X.X.X		
REV #: X.X.X	DRAWN BY: BP	DATE: 4/8/2022
SHEET#: 1/1	SHEET SIZE: 8" X 11"	SCALE: NTS



**COOPER**  
Lighting Solutions

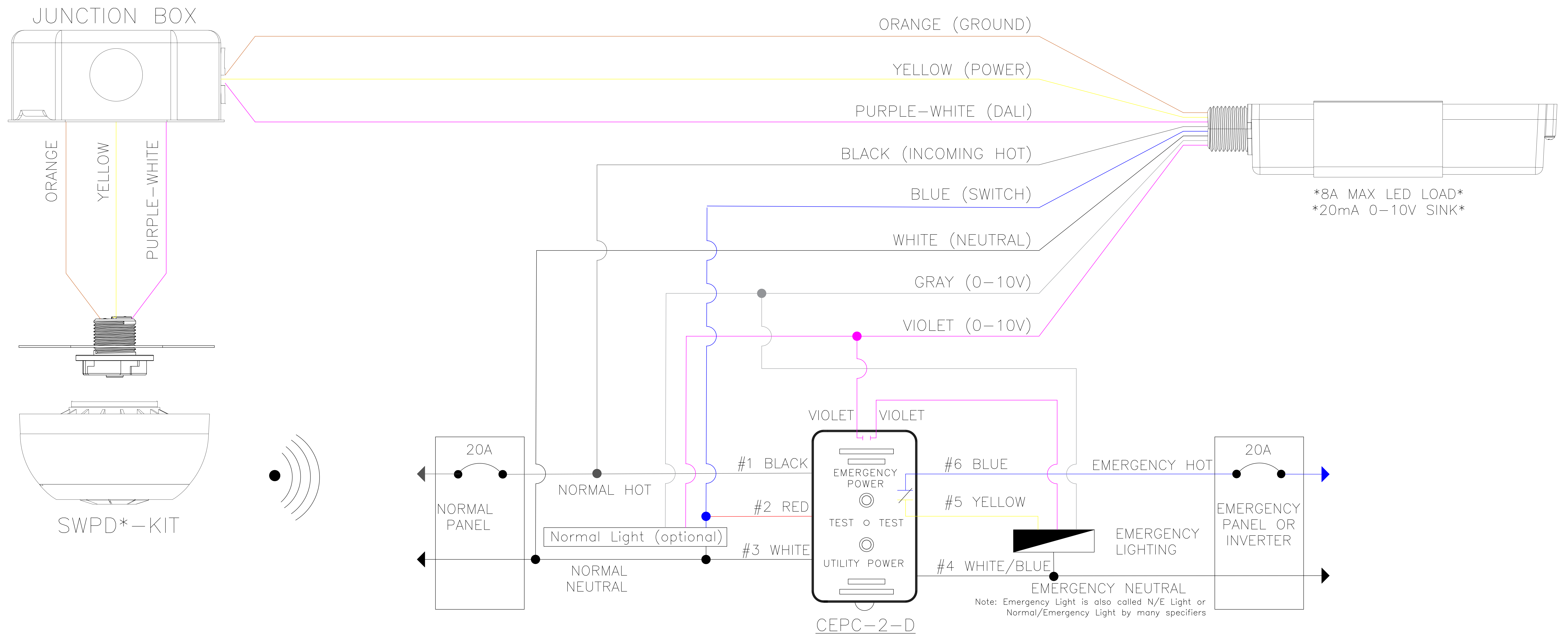
1121 HIGHWAY 74 SOUTH, PEACHTREE CITY, GA, 30269 TEL:770-486-4800

GENERAL NOTES

THE DEVICES SHOWN ARE FOR CONCEPT ONLY. REFER TO THE INSTALLATION INSTRUCTIONS AND/OR SPECIFICATION SHEETS FOR FURTHER INFORMATION.

DISCLAIMER

THE INFORMATION ON THIS DRAWING IS THE PROPERTY OF COOPER LIGHTING SOLUTIONS. IT IS PROVIDED IN CONFIDENCE AND IS NOT TO BE REPRODUCED, USED, OR DISCLOSED EXCEPT FOR THE PURPOSE IN WHICH IT WAS FURNISHED.



29 INDUSTRIAL STAND ALONE SENSOR KIT W/EM  
 (1) SWPD\*-KIT (1) CEPC-2-D

WaveLinx Wireless  
 Wiring Diagram

PROJECT #: X.X.X

REV #: X.X.X	DRAWN BY: BP	DATE: 4/8/2022
SHEET#: 1/1	SHEET SIZE: 8" X 11"	SCALE: NTS



**COOPER**  
 Lighting Solutions

1121 HIGHWAY 74 SOUTH, PEACHTREE CITY, GA, 30269 TEL:770-486-4800

GENERAL NOTES

THE DEVICES SHOWN ARE FOR CONCEPT ONLY. REFER TO THE INSTALLATION INSTRUCTIONS AND/OR SPECIFICATION SHEETS FOR FURTHER INFORMATION.

DISCLAIMER

THE INFORMATION ON THIS DRAWING IS THE PROPERTY OF COOPER LIGHTING SOLUTIONS. IT IS PROVIDED IN CONFIDENCE AND IS NOT TO BE REPRODUCED, USED, OR DISCLOSED EXCEPT FOR THE PURPOSE IN WHICH IT WAS FURNISHED.

SWPD\*-KIT with EM  
 LIGHTING CONTROLS