

Description

The H99TAT is a Non-IC Air-Tite™ housing for providing accent, task, and general lighting. The H99T is designed for use in non-insulated ceiling but if insulation is present it MUST be kept 3" from all sides of the housing. Non-IC housing is Air-Tite™ code compliant. May be retrofit with compatible Halo LED lighting systems.

Catalog #		Type
Project		
Comments		Date
Prepared by		

Specification Features

Housing

Formed of CRS with white powder coat finish.

- Housing adjusts for ceilings up to 1" thick

Plaster Frame

Galvanized steel construction. The housing can be removed from plaster frame to provide access to the junction box. Plaster frame features include:

- Patented regressed locking screw positioned for securing hanger bars from below the ceiling
- Cutouts for easily crimping hanger bars in position
- Halo name embossed on plaster frame

Includes:

Got Nail!™

- Pre-installed nail easily installs in regular lumber, engineered lumber and laminated beams
- Safety and guidance system prevents nail snagging, ensures smooth straight nail penetration and allows bar hangers to be easily removed if necessary
- Automatic leveling flange aligns the housing and lets you hold the housing in place with one hand while driving nails
- Five additional mounting points
- Mounting point on top for hanger wire connection
- Integral T-bar clips snaps onto T-bars - no additional clips required

Pass-N-Thru™ bars

- Pass-N-Thru™ allows the bars to pass through each other for tool-less shortening in tight spots less than 12" without removing from the

plaster frame. Push bars together and flex at score lines until excess can be removed

- Housing positions at any point within 24" joist span
- Bar hangers may be repositioned 90° on the frame on select housings
- (1) Locking screw and multiple crimp points on plaster frame secure bars in place

Slide-N-Side™

- (3) Slide-N-Side™ wire traps allow non-metallic (NM) sheathed cable to be installed without tools or without removing knockouts
 - Allows wiring connections to be made outside the junction box
 - Simply insert the cable directly into the trap after connections are made
 - Accommodates the following standard non-metallic (NM) sheathed cable types for both U.S. and Canada: (US) #14/2, #14/3, #12/2, #12/3 (Canada) #14/2, #14/3, #12/2
- (7) 1/2" conduit pry-outs positioned to accommodate straight conduits runs [(4) 1/2" conduit pry-outs in Non-IC housing]
- cULus Listed 24 in³ box volume, listed for through-branch (8) No. 12 AWG branch circuit 90 °C conductors through the box

Quick Connect™

- (3) Push wire nuts included, for speed & reliability
- Clear caps for wire connection visibility

Air-Tite™ code compliant

- ASTM E283 compliant

Socket

Fixed position porcelain socket with nickel plated brass screw shell provides consistent lamp positioning

Thermal Protector

Self resetting thermal protector deactivates fixture if overheating occurs due to improper lamping or misapplied insulation

Trims

Halo Fit-All concept offers multiple trim options in a variety of design styles, and functional beam distributions to control beam angle and lumen delivery in accommodating various lamp types including Halogen, CFL and LED

Compliance

- cULus Listed 1598 Luminaire
- cULus Damp Location Listed
- cULus Listed for Wet Location, covered ceiling, with select trims
- cULus Listed for feed through
- RoHS compliant
- Air-Tite code compliant. Certified under ASTM E283; not exceeding 2.0 cfm (0.944 L/s) air leakage rate tested at a 1.57 psf (75 Pa) pressure differential
- IP rated (Improper Lamp)
- Options to meet Trade Agreements Act requirements



H99TAT

4" Non-Insulated Ceiling AIR-TITE, Shallow New Construction Housing, 120V

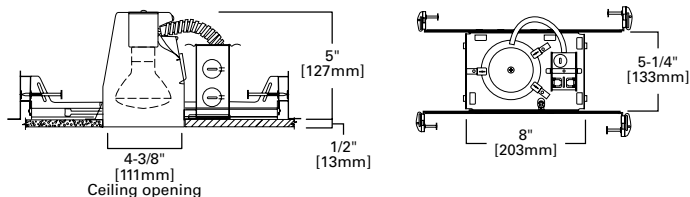
FOR USE IN INSULATED CEILINGS

FOR DIRECT CONTACT WITH INSULATION*

AIR-TITE HOUSING RESTRICTS AIRFLOW BETWEEN CONDITIONED AND UNCONDITIONED AREAS



Dimensions



Special Features

- Got Nail!™ bar hangers
- Pass-N-Thru™ bars
- Slide-N-Side™ junction box
- Quick Connect™ push wire nuts
- Air-Tite™ code compliant

Ordering Information

Sample Number: H99TAT 4003SC
Order housing, trim and lamp (by others) separately for a complete luminaire.















Domestic Preferences⁽¹⁾

[Blank] = Standard
TAA = Trade Agreements Act

Housing

H99TAT = 4" insulated ceiling AIR-TITE housing with adjustable socket bracket

Trims

Reflectors	Baffles	Mounting Accessories
 <p>999 Reflector Cone OD: 5" [129mm] 999P=Specular Clear, White Trim 999RG=Residential Gold, White Trim 999W=White Reflector, White Trim 999H=Haze Reflector, White Trim 999MB=Specular Black Reflector, White Trim 999SN=Satin Nickel Reflector with Satin Nickel Trim 999TBZ=Tuscan Bronze Reflector with Tuscan Bronze Trim</p>	 <p>4001 Step Baffle OD: 5" [129mm] 4001BB=Black Plastic Baffle, White Trim 4001WB=White Plastic Baffle, White Trim</p>	<p>Filters and Lenses The following filters and lenses can be substituted for the cover glass supplied for use with MR16 lamps.</p> <p>Color Filters L112=Red Gel Filter L114=Ultraviolet Dichroic Filter L120=Red Dichroic Filter L121=Amber Dichroic Filter L122=Yellow Dichroic Filter L123=Green Dichroic Filter L124=Daylight Blue Dichroic Filter L125=Blue Dichroic Filter L127=Cosmetic (2700°K) Dichroic Filter L121=Yellow Gel Filter L121=Amber Gel Filter</p> <p>Optical Lenses L100N=Diffuse Sand Blasted Lens. Provides an even beam spread from MR16 lamps- especially useful in wall washing. L111=Soft Focus Lens. Smooths irregular beam pattern while maintaining high controlled illumination levels and beam angles. L113=Prismatic Spread Lens. Provides a symmetrical broadening of MR16 lamp beams. L115=Fans the MR16 beam to produce a wide rectangular illumination pattern.</p>
 <p>4003 Reflector Cone OD: 5" [120mm] 4003SC=Specular Clear Reflector, White Trim</p>	 <p>4013 Metal Baffle OD: 5" [127mm] 4013BB=Black Metal Baffle, White Trim 4013WB=White Metal Baffle, White Trim</p>	
<p>Baffles</p>  <p>953 Metal Baffle OD: 5" [129mm] 953P=Black Baffle with White Trim 953W=White Baffle with White Trim 953SN=Satin Nickel Baffle with Satin Nickel Trim 953TBZ=Tuscan Bronze Baffle with Tuscan Bronze Trim</p>  <p>990 Pinhole Baffle OD: 5" [129mm] 990P=White Pinhole Trim 990SN=Satin Nickel Pinhole Trim 990TBZ=Tuscan Bronze Pinhole Trim</p>  <p>992 Wall Wash with Coilex® Baffle OD: 5" [129mm] 992P=White Eyelid, Black Baffle, White Trim 992W=White Eyelid and Baffle, White Trim 992SN=Satin Nickel Eyelid, Black Baffle, Satin Nickel Trim 992TBZ=Tuscan Bronze Eyelid, Black Baffle, Tuscan Bronze Trim</p>  <p>993 Coilex Baffle OD: 5" [129mm] 993P=Black Baffle with White Trim 993W=White Baffle with White Trim 993SN=Black Baffle with Satin Nickel Trim 993TBZ=Black baffle with Tuscan Bronze Trim</p>	 <p>Adjustable</p> <p>996 Eyeball 15° Tilt OD: 5" [129mm] 996P=White Eyeball 996SN=Satin Nickel Eyeball 996TBZ=Tuscan Bronze Eyeball</p>  <p>998 Eyeball 30° Tilt OD: 5" [129mm] 998P=White Eyeball, White Trim 998SN=Satin Nickel Eyeball, Satin Nickel 998TBZ=Tuscan Bronze Eyeball, Tuscan Bronze</p>  <p>4002 Eyeball OD: 5" [120mm] 4002WH=White Eyeball, White Trim</p> <p>Lens / Wet Location Listed</p>  <p>951 Prismatic Glass Lens with Full Cone Reflector OD: 5" [129mm] 951PS=Full Reflector and Glass Lens, White Trim 951SNS=Full Reflector and Glass Lens, Satin Nickel Trim 951TBZS=Full Reflector and Glass Lens, Tuscan Bronze Trim</p>  <p>945 Metropolitan Ice Light OD: 5" [129mm] 945=Clear Frosted 945Blue=Blue Frosted</p>  <p>4055 Prismatic Glass Lens Shower Light OD: 5" [120mm] 4055WH=Shower Light, White Trim, Prismatic Flat Glass Lens</p>	

Notes: (1) Only product configurations with this designated prefix are built to be compliant with the Trade Agreements Act of 1979 (TAA). Please refer to [DOMESTIC PREFERENCES](#) website for more information. Components shipped separately may be separately analyzed under domestic preference requirements. Accessories sold separately will be separately analyzed under domestic preference requirements. Consult factory for further information.

*Outdoor rated lamp only (purchase separately)



For use in Halo listed housings.

Can also be used with the following LED Modules:

LT4 = 4" LED retrofit module
LA4 = 4" LED adjustable retrofit module
RL4 = 4" all-purpose retrofit LED retrofit module
RA4 = 4" adjustable gimbal all-purpose LED retrofit module
RSQ4 = 4" all-purpose square retrofit LED retrofit module
ML4 = 4" LED module (see ML4 spec sheets for trim options)
SLD4 = 4" surface LED downlight
SMD4 = 4" surface LED downlight