

Project		Catalog #		Type	
Prepared by		Notes		Date	



Fail-Safe



MRI-ASR

MRI Architectural Slot Recessed
 2" and 4" Aperture
 2', 4', and 8' Lengths
 Remote Drivers/Filters

Typical Applications
 MRI Suites

Interactive Menu

- Order Information page 2
- Photometric Data page 3
- Product Warranty

Product Certification



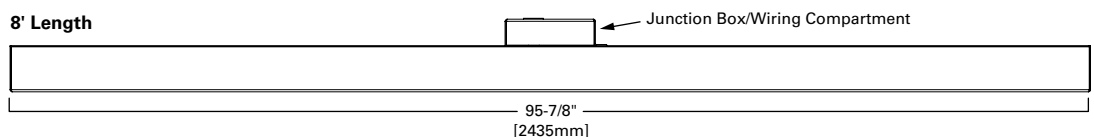
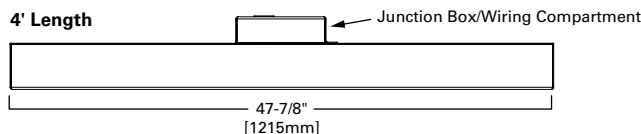
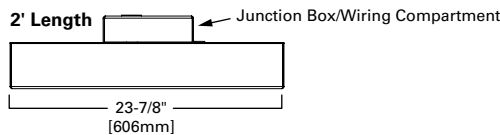
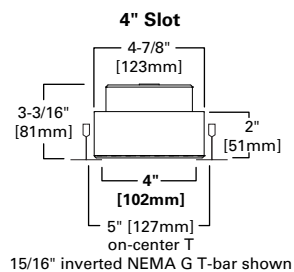
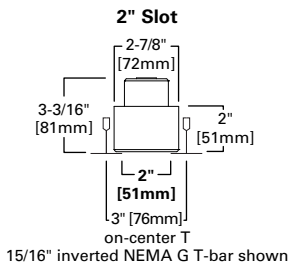
Product Features



Top Product Features

- Single-piece, fully luminous smooth frosted lens; ideal for easy wipe-down and cleaning
- Choose from a 2" slot or a 4" slot for a choice of aesthetics and lumen packages
- Non-ferrous construction to ensure trouble-free operation in the MRI suite
- Remote drivers and multi-channel MRI filters to ensure proper operation and output of the MRI equipment
- Options to meet Buy American Act requirements

Dimensional and Mounting Details



additional product diagrams

Example: Single MRI Suite

Components	Description	Catalog Number	Quantity
Luminaire	8' luminaire, 4" slot, 250 lumens/ft	MRI-4ASR-8-250-L835-OPL	6
Driver ⁽¹⁾	Driver for 2 qty. 8' luminaires, 250 lumens/ft	MRI-DRV-CD-UNV-4ASR8-250-2	3
Filter	3 or 4 Channel Electrical Filter	MRI-RF4	1
Driver Enclosure	Remote Driver Enclosure (up to 4 drivers)	MRI-RDE	1

Example bill of material, for one MRI suite:

- Luminaires (6)
- Drivers (3)
- Filter (1)
- Driver Enclosure (1)

Note: (1) Drivers ship separately – installed in the remote driver enclosure, in the field.

1. Luminaire

SAMPLE ORDER NUMBER: **MRI-2ASR-4-500-L930-OPL**

Domestic Preferences	Luminaire Type	Width/Aperture	Luminaire Series	Length	Lumens/ft.	CCT	Lens
Domestic Preferences ⁽¹⁾	Luminaire Type	Width/Aperture	Luminaire Series	Length	Lumens/ft.	CCT	Lens
[Blank]=Standard BAA=Buy American Act	MRI	2=2" 4=4"	ASR=Architectural Slot Recessed	2=2ft 4=4ft 8=8ft	250=250 Lumens/foot 500=500 Lumens/foot 750=750 Lumens/foot ⁽²⁾ 1000=1000 Lumens/foot ⁽³⁾	L835=80CRI, 3500K L840=80CRI, 4000K L850=80CRI, 5000K L935=90CRI, 3500K L940=90CRI, 4000K L950=90CRI, 5000K	OPL=0.125"thick Opal (Smooth)
Notes (1) Only product configurations with this designated prefix are built to be compliant with the Buy American Act of 1933 (BAA). Please refer to DOMESTIC PREFERENCES website for more information. Components shipped separately may be separately analyzed under domestic preference requirements.					Notes (2) 750 available in the 2" wide, 2ft & 4ft lengths only. Not available in 8ft. 750 not available in the 4" width. (3) 1000 available in the 4" wide, 2ft & 4ft lengths only. Not available in 8ft. 1000 not available in the 2" width.		

2. Driver

SAMPLE ORDER NUMBER: **MRI-DRV-CD-UNV-2ASR4-500-2**

Driver	Type	Voltage	Luminaire	Output	Driver
MRI-DRV	CD=0-10V Dimming (10%) 5LTD=Dali (10%)	UNV=Universal Voltage 120=277V 347=347V	2ASR2=2" Slot, 2' Length 2ASR4=2" Slot, 4' Length 2ASR8=2" Slot, 8' Length 4ASR2=4" Slot, 2' Length 4ASR4=4" Slot, 4' Length 4ASR8=4" Slot, 8' Length	250=250 Lumens/foot 500=500 Lumens/foot 750=750 Lumens/foot 1000=1000 Lumens/foot	1=One driver powers 1 luminaire 2=One driver powers 2 luminaires 3=One driver powers 3 luminaires 4=One driver powers 4 luminaires 5=One driver powers 5 luminaires
				Notes Refer to the Maximum Luminaire Per Driver Table below for available options	Notes See below for maximum number of luminaire per driver at each output.

3. Filter

SAMPLE ORDER NUMBER: **MRI-RF2**

Filter
Filter
MRI-RF2=MRI Filter, 1 or 2 Channels ⁽⁵⁾ MRI-RF4=MRI Filter, 4 Channels ⁽⁵⁾
Notes (5) 1 Channel required for each driver. If 3 or 4 drivers are required, specify the MRI-RF4 filter.

4. Remote Driver Enclosure

SAMPLE ORDER NUMBER: **MRI-RDE**

Driver Enclosure
Driver Enclosure
MRI-RDE=MRI Remote Driver Enclosure ⁽⁶⁾
Notes (6) Remote Driver Enclosure accommodates up to 4 drivers. 1-4 drivers, 1 enclosure. 5-8 drivers, 2 enclosures.

Maximum Luminaires Per Driver

	Luminaire	0-10V UNV	0-10V 347V	DALI
2" Aperture	MRI-2ASR-2-250-L840-OPL	9	9	8*
	MRI-2ASR-2-500-L840-OPL	4	4	4
	MRI-2ASR-2-750-L840-OPL	2	2	2
	MRI-2ASR-4-250-L840-OPL	4	4	4
	MRI-2ASR-4-500-L840-OPL	2	2	2
	MRI-2ASR-4-750-L840-OPL	1	1	1
4" Aperture	MRI-2ASR-8-250-L840-OPL	2	2	2
	MRI-2ASR-8-500-L840-OPL	1	1	1
	MRI-2ASR-8-750-L840-OPL	n/a	n/a	n/a
	MRI-4ASR-2-250-L840-OPL	11	11	10*
	MRI-4ASR-2-500-L840-OPL	5	5	5
	MRI-4ASR-2-1000-L840-OPL	2	2	2
	MRI-4ASR-4-250-L840-OPL	6	6	5
	MRI-4ASR-4-500-L840-OPL	3	3	2
MRI-4ASR-4-1000-L840-OPL	1	1	1	
MRI-4ASR-8-250-L840-OPL	3	3	2	
MRI-4ASR-8-500-L840-OPL	1	1	1	
MRI-4ASR-8-1000-L840-OPL	n/a	n/a	n/a	

Note: *Not available for single fixture, must have at least 2 fixtures.

Accessory (ships separately)
Drywall framing kit not available for 2" aperture

Accessory ⁽⁷⁾
DFMRI-0424W-U=Non-ferrous drywall framing kit. Cutout Dimensions 5.25" x 24.25" ⁽⁸⁾ DFMRI-0448W-U=Non-ferrous drywall framing kit. Cutout Dimensions 5.25" x 48.25" ⁽⁸⁾ DFMRI-0496W-U=Non-ferrous drywall framing kit. Cutout Dimensions 5.25" x 96.25" ⁽⁸⁾
Notes (7) Accessories sold separately will be separately analyzed under domestic preference requirements. Consult factory for further information. (8) Drywall framing kit not available for 2" aperture slot luminaire.

Product Specifications

Construction

- Fixture formed of sheet aluminum, antimicrobial matte white powdercoat finish
- Remote driver enclosure constructed of galvanized steel

Mounting

- Designed to mount in 9/16" and 15/16" T-grid ceilings
- Optional non-ferrous MRI drywall kit available for 4" aperture luminaire only

Electrical

- Drivers mounted outside of the MRI room to prevent electromagnetic interference
- MRI electrical filters for penetrating the MRI shielding
- Remote driver enclosure houses drivers in MRI equipment room

Compliance

- UL listed for damp locations
- Non-Ferrous construction with remote drivers for MRI use

Limited Warranty

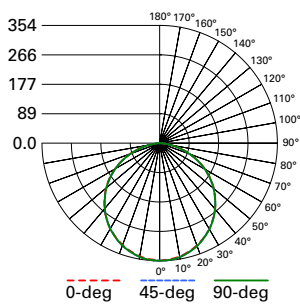
- Five year limited warranty

Lens and Gasketing

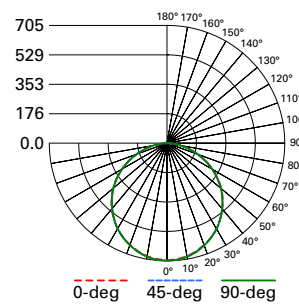
- Smooth Opal Polycarbonate lens provides a uniform light distribution
- Full illumination across entire aperture
- Lens held in place via mechanical means (see page 4 for illustration).
- Closed cell gasket seals between fixture and T-grid

Photometric Data

[View IES files](#)



MRI-4ASR-4-250-L840-OPL
 Electronic Driver
 Linear LED 4000K
 Spacing criterion: (H) 1.25 x mounting height, (L) 1.25 x mounting height
 Lumens: 1005
 Input Watts: 16.1W
 Efficacy: 62.4 LPW
 Test Report: MRI-4ASR-4-250-L840-OPL.IES



MRI-2ASR-8-250-L840-OPL
 Electronic Driver
 Linear LED 4000K
 Spacing criterion: (H) 1.25 x mounting height, (L) 1.25 x mounting height
 Lumens: 2024
 Input Watts: 40.1W
 Efficacy: 50.5 LPW
 Test Report: MRI-2ASR-8-250-L840-OPL.IES

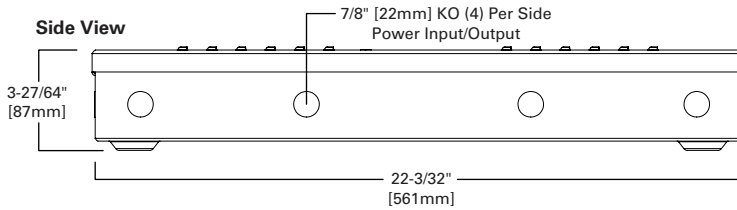
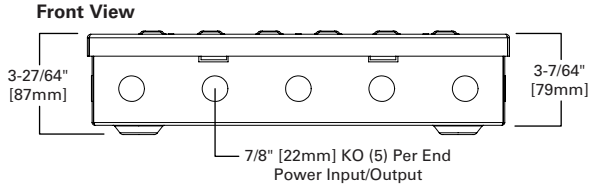
Energy and Performance Data

	Luminaire	Length	Wattage	Lumens	LPW
2" Aperture	MRI-2ASR-2-250-L840-OPL	2'	8.0	506	63.5
	MRI-2ASR-2-500-L840-OPL	2'	17.4	1006	57.8
	MRI-2ASR-2-750-L840-OPL	2'	33.3	1441	43.3
	MRI-2ASR-4-250-L840-OPL	4'	17.3	1012	58.5
	MRI-2ASR-4-500-L840-OPL	4'	40.8	2035	49.9
	MRI-2ASR-4-750-L840-OPL	4'	71.2	3224	45.3
	MRI-2ASR-8-250-L840-OPL	8'	34.6	2024	58.5
	MRI-2ASR-8-500-L840-OPL	8'	81.6	4070	49.9
	MRI-2ASR-8-750-L840-OPL	8'	x	x	x
4" Aperture	MRI-4ASR-2-250-L840-OPL	2'	6.6	502	76.1
	MRI-4ASR-2-500-L840-OPL	2'	14.3	1044	73.0
	MRI-4ASR-2-1000-L840-OPL	2'	29.7	1997	67.2
	MRI-4ASR-4-250-L840-OPL	4'	12.7	1005	79.1
	MRI-4ASR-4-500-L840-OPL	4'	26.6	2006	75.4
	MRI-4ASR-4-1000-L840-OPL	4'	58.4	4018	68.8
	MRI-4ASR-8-250-L840-OPL	8'	25.4	2010	79.1
	MRI-4ASR-8-500-L840-OPL	8'	53.2	4012	75.4
	MRI-4ASR-8-1000-L840-OPL	8'	x	x	x

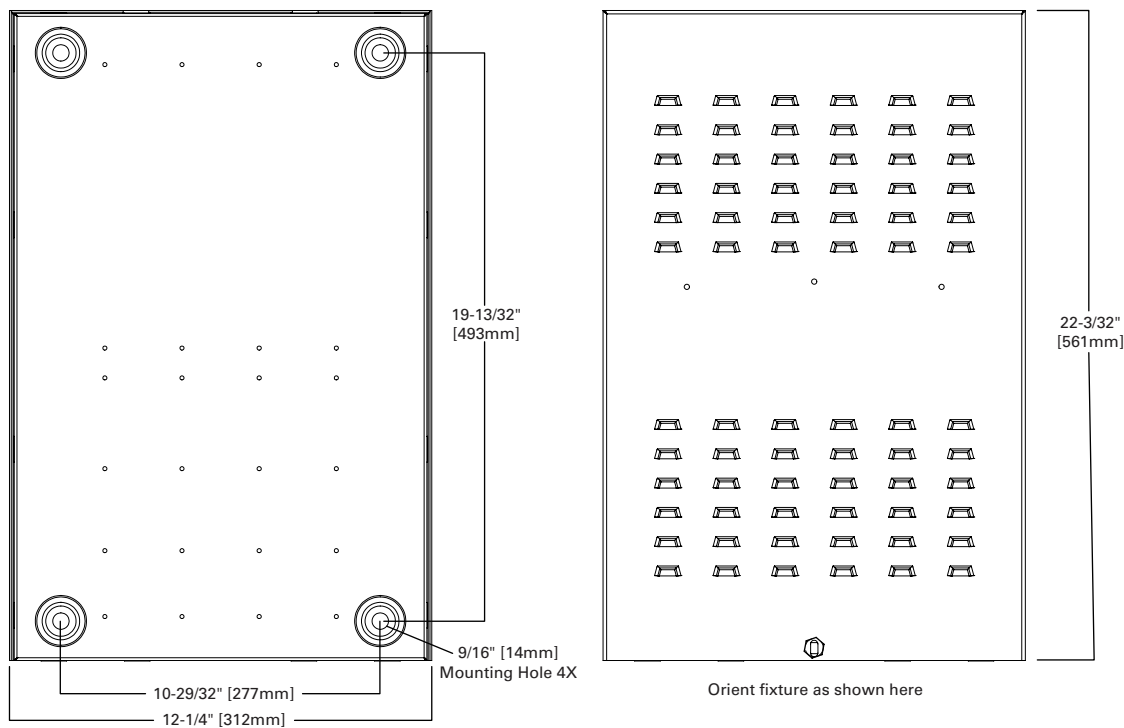
CCT Multipliers

L835	1
L840	1
L850	1.076
L935	0.845
L940	0.854
L950	0.907

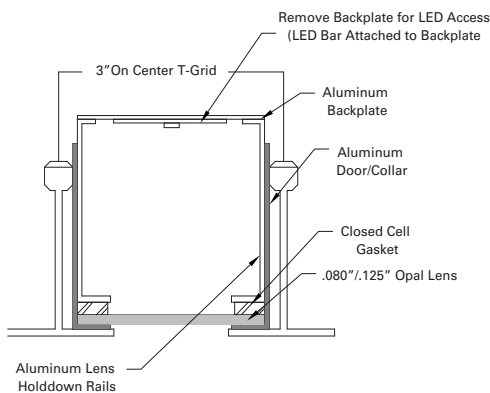
Remote Driver Enclosure (up to 4 drivers per enclosure)



Mounting Detail



MRI-2ASR Lens Detail



MRI-4ASR Lens Detail

