


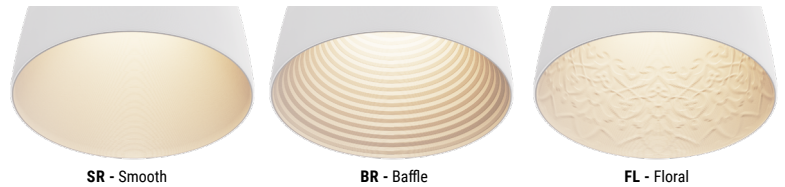
Key Features

- Integral LED
- 4 CCTs: 2700K, 3000K, 3500K, 4000K
- CRI: 90
- Lumens: 1100, 1600, 2200, 2900, 4100, 4700, 6000, 7000+
- Dimming: 0-10V, 1%
- Voltage: 120-277V

3 Outer Shade Textures



3 Inner Shade Textures




Declare.



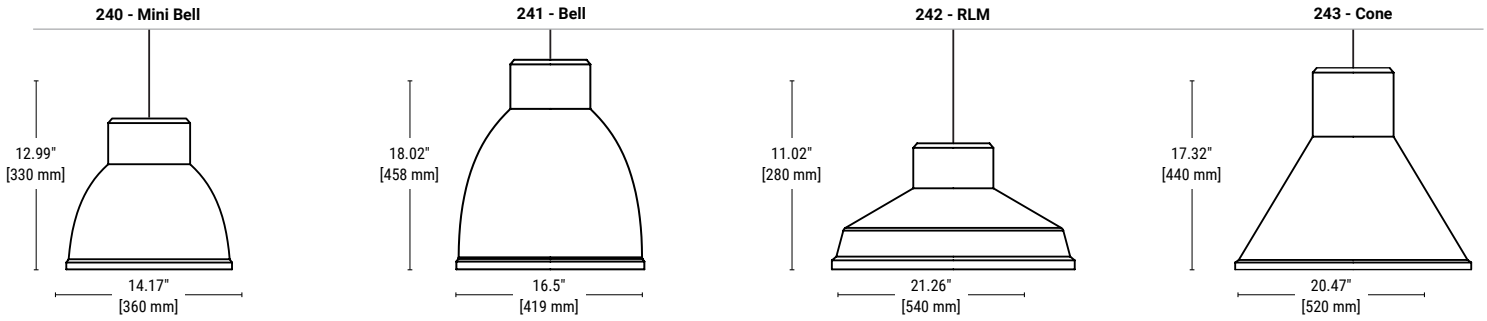
LIVING BUILDING CHALLENGE

8 Standard Opaque Outer Shade Colors



3 Standard Inner Shade Colors





Key Features

- Integral LED
- 4 CCTs: 2700K, 3000K, 3500K, 4000K
- CRI: 90
- Lumens: 1100, 1600, 2200, 2900, 4100, 4700, 6000, 7000+
- Dimming: 0-10V, 1%
- Voltage: 120-277V

3 Shade Textures



LF - Layered Fine

NF - Natural Lines

PNS - Pinstrip

Note:
Translucent Shade colors only available with Pinstripe (PNS) Texture



Declare.





LIVING BUILDING CHALLENGE

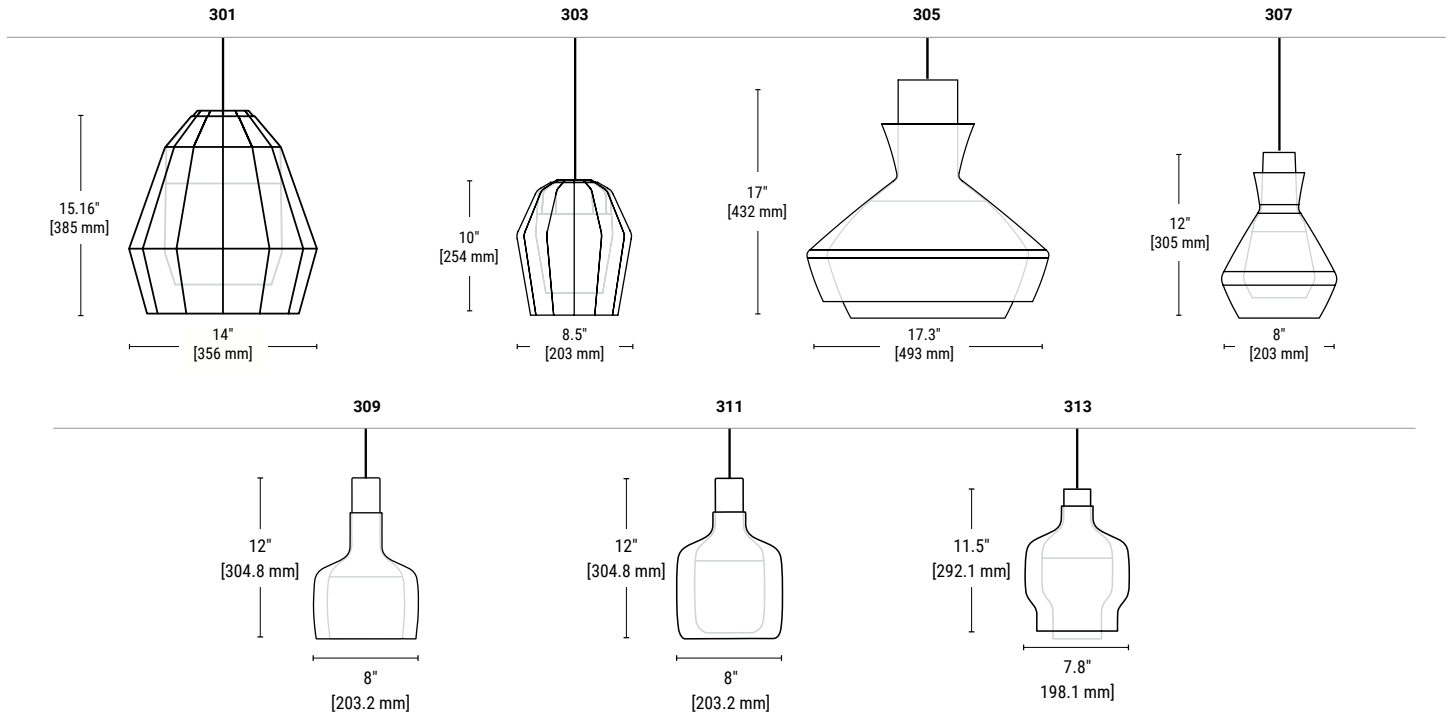
4 Standard Transparent/Translucent Shade Colors



8 Standard Opaque Shade Colors








Key Features

- Lamp Options:
 - A-19, Frosted 3000K LED lamp
 - 2700K Filament Lamp
 - no lamp (lamp by others)
- 15W Lamp Equivalent to 60W INC A-Lamp



Finial Color Recommendations



TFIN - Top Finial Color Same as Outer Shade Color



TFWHT - White (if CLER Outer Shade Color option chosen, White top finial is recommended)



TFBKMT - Black (if SMGY Outer Shade Color option chosen, Black top finial is recommended)

4 Standard Transparent/Translucent Shade Colors


Not Available for Top Finial




CLER - Clear



DIFF - Diffuse White



TRWH - Translucent White



SMGY - Transparent Smokey Gray

8 Standard Opaque Shade & Top Finial Colors




WHITE - White



BLAK - Black



GRAY - Gray




ROSE - Rose




CAPP - Cappuccino



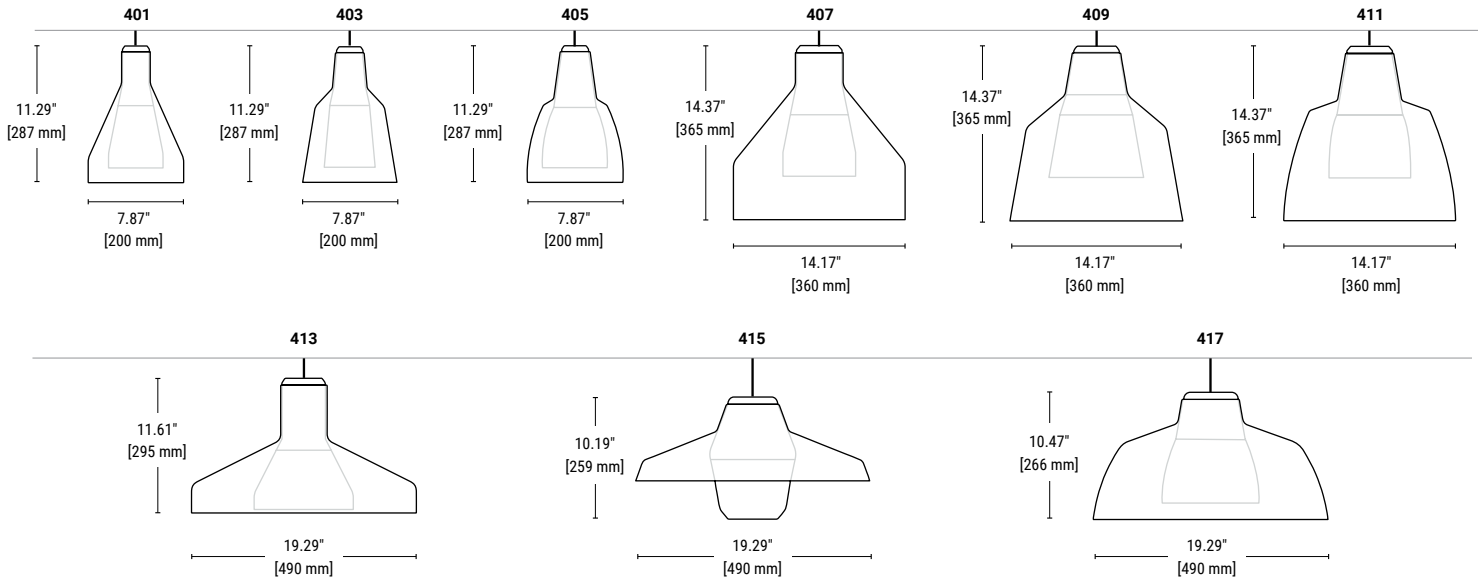
SAGE - Sage



BRNZ - Bronze




BRSS - Brass



Key Features


- Lamp Options:
 - A-19, Frosted 3000K LED lamp
 - 2700K Filament Lamp
 - no lamp (lamp by others)
- 15W Lamp Equivalent to 60W INC A-Lamp

6 Outer Shade Textures





4 Standard Transparent/Translucent Shade Colors

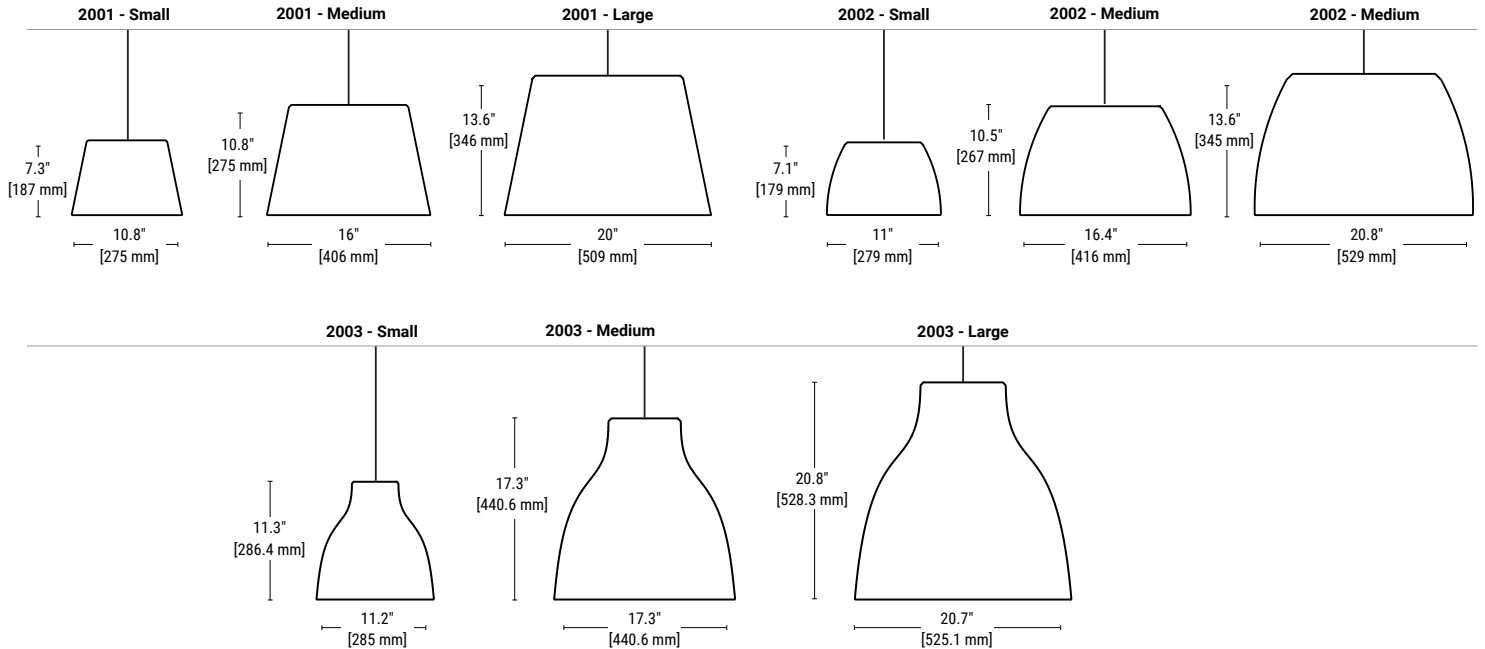
Not Available for Top Finial



8 Standard Opaque Shade & Top Finial Colors







Key Features

- Integral LED
- 4 CCTs: 2700K, 3000K, 3500K, 4000K
- CRI: 90
- Lumens ranging from 500 lms to 13,000 lms
- Dimming: 0-10V, 1%
- Voltage: 120-277V

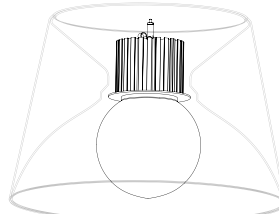


Declare.




LIVING BUILDING CHALLENGE

Diffuser Options



G - Globe Diffuser



F - Flat Lens Diffuser


8 Standard Opaque Outer Shade Colors




WHTE - White



BLAK - Black




GRAY - Gray




ROSE - Rose



CAPP - Cappuccino



SAGE - Sage



BRNZ - Bronze



BRSS - Brass

3 Standard Inner Shade Colors



WHHR - White
High Performance
Reflective White



BRSS - Brass



BRNZ - Bronze

