


Project		Catalog #		Type	
Prepared by		Notes		Date	



HALO

LCR2

2-Inch Round Canless LED Downlight

Typical Applications

Residential • Multi-family • Mixed-Use

Interactive Menu

- Order Information page 2
- Product Specifications page 2
- Photometric Data page 3
- Energy & Performance Data page 3
- Product Warranty
- Dimming Guide

Product Certification



Refer to ENERGY STAR® Certified Products List.
Can be used to comply with California Title 24 High Efficacy requirements.
Certified to California Appliance Efficiency Database under JAB.

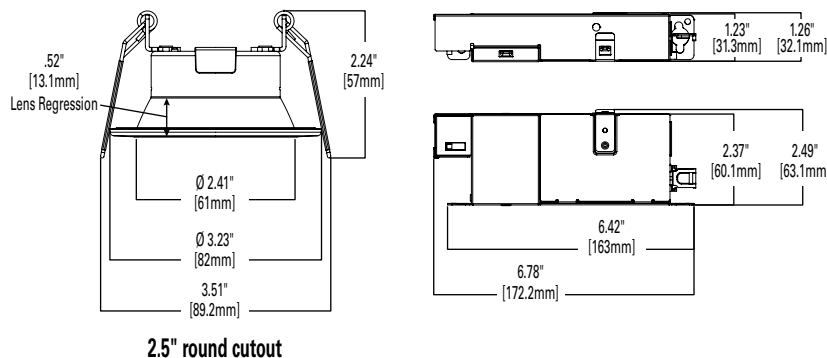
Product Features



Top Product Features

- Select from 6 CCTs via switch; 2700K, 3000K, 3500K, 4000K, 5000K, 6500K CCT; 90 CRI
- Up to 800 Lumens; IC rated
- Canless - does not require recessed housing or junction box
- Dual Dim: 0-10V and Phase Cut, dimmable down to 5%
- Wet location listed for showers and protected ceilings

Dimensional and Mounting Details



Order Information

SAMPLE ORDER NUMBER: **LCR208RD9FSE020**

Models	Lumens	Shape	CRI/CCT	Driver
LCR2 = 2" Canless LED Downlight ⁽¹⁾	08 = 800 lumens (nominal)	RD = Round	9FS = 90 CRI minimum, field selectable CCT, choose 2700K, 3000K, 3500K, 4000K, 5000K or 6500K CCT	E020 = UNV 120-277, 50/60Hz, Dual Dim with 0-10V and Phase Cut options for 100% to 5% dimming
Notes 1. Product available in Matte White finish as standard.	Notes	Notes	Notes	Notes

Accessories

Designer Trims

LCR2TRMAH = 2" Haze, white flange
 LCR2TRMSC = 2" Specular, white flange
 LCR2TRMTBZ = 2" Tuscan bronze
 LCR2TRMWH = 2" Paintable white
 LCR2WBB = 2" White Baffle Trim
 LCR2BB = 2" Matte Black Baffle Trim

Mounting Frame

HL2RSMF = 2" mounting frame

Extension Cable | seleCCTable Driver/Jbox

HLB06BLEEC = 6 ft. extension cable
 HLB12BLEEC = 12 ft. extension cable
 HLB20BLEEC = 20 ft. extension cable

Product Specifications

Module

- Module construction includes LED Array, heat sink, reflector, lens, housing and heat sink where applicable
- Integral aluminum heat sink provides passive thermal cooling achieving L70 at 50,000 hours in IC and non-IC applications
- LED module provides .52" lens regression

LED Array

- Mid power LED array provides a uniform source with high efficiency and no pixilation.
- 90 CRI minimum, R9 greater than 50
- Color Accuracy within 3 SDCM and 7 SDCM at the CCT endpoints and 4 SDCM in between the endpoints, provide color accuracy and uniformity.
- Correlated Color Temperature (CCT) has a selectable range from 2700K to 6500K (factory default 3000K)
- Use the switch to choose between 2700K, 3000K, 3500K, 4000K, 5000K and 6500K CCT

Optical Assembly

- Regressed flat lens provides uniformity, UGR ≤ 10
- Exceeds ENERGY STAR® color angular uniformity requirements

Remote Driver/Junction Box

- Metal driver/junction box with captive hinged junction box cover. Listed for (6) #12 AWG 90°C splice conductors, 2-in, 2-out plus (2) ground
- (2) 1/2" conduit pry-outs
- (1) Slide-N-Side™ non-metallic (NM) wire traps all accepts 14-2, 14-3, 12-2, 12-3 U.S and 14-2, 14-3, 12-2 Canadian NM cable
- (3) 4-port push wire nuts with clear caps for quick and reliable mains voltage connections
- Integral keyhole mounting slots facilitate direct mounting to building structure or new construction mounting frame

Driver

- 120-277V, 50/60Hz constant current driver provides noise free operation
- Dual Dim with 0-10V and Phase Cut options for 100% to 5% dimming
- Continuous, flicker-free dimmer from 100% to 5%
- Plenum rated inline electrical quick connect provides low voltage connection to fixture fitting

Installation

- Can be installed in 3/8" to 1-1/4" thick ceilings
- Cutout can utilize standard round hole saw sizes, cutout template provided
- Mousetrap springs hold fixture fitting securely in the ceiling eliminating light leaks
- Can be removed from below the ceiling for service or replacement

Mounting / Retention

- The LCR2 requires no housing or third party junction box
- The remote enclosure may be used in direct contact with insulation.
- Installer must cut template out of drywall and install into aperture with the clips compressed.
- When released, the mousetrap springs will rest on to the back side of the drywall
- Not for installation in recessed cans

Compliance

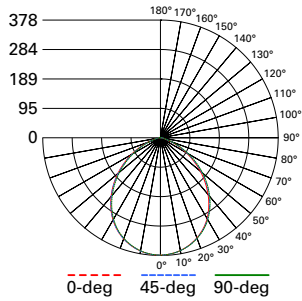
- UL Certified for US and Canada, type IC suitable for direct contact with air permeable insulation
- Not for use in direct contact with spray foam insulation, reference NEMA LSD57-2013
- Wet location listed and IP64 ingress protection rated, covered ceiling only
- Airtight per ASTM-E283-04
- Suitable for use in clothes closets when installed in accordance with the NEC 410.16 spacing requirements
- EMI/RFI emissions per FCC 47CFR Part 15 consumer limits, CAN ICES-005(B)/NMB-005 (B)
- Contains no mercury or lead and RoHS compliant
- Photometric testing in accordance with IES LM-79-08
- Lumen maintenance projections in accordance with IES LM-80-08 and TM-21-11
- Can be used for State of California Title 24 high efficacy LED compliance under JA8, reference Modernized Appliance Efficiency Database System (MAEDBS) for 2019 JA8 High Efficacy Lighting
- ENERGY STAR® certified, reference "Certified Light Fixtures" database

Warranty

- Five year limited warranty, consult website for details. www.cooperlighting.com/warranty

Photometric Data

[View IES files](#)




LCR208RD9FSE020-10W-3000K

Spacing criterion:
 (0-180) 1.19 | (90-270) 1.19 | (Diagonal) 1.27
 Beam Angle: 96°
 Field Angle: 142°
 Lumens: 835
 Input Watts: 9.9 W
 Efficacy: 84.3 LPW
 UGR: 10
 Test Report: P640252

Zonal Lumen	Lumens	% Lumens
0-30	287	34.4
0-40	459	55
0-60	743	88.9
0-90	834	99.9

TM-30-15	Rf = 92
	Rg = 103
CRI/CIE	Ra = 93
	R9 = 84.4

CCT - Range of 2700K- 5000K



Energy and Performance Data

LCR2 - 800 Lumen Downlight		
	UNV	120V
Lumens	800	800
Input Voltage	120-277	120
Input current	0.1A	0.1 A
Input Power	10W	10W
Efficiency	77.00%	77.00%
Inrush(A)	12	5
THD	<20%	<20 %
PF	>0.9	>0.9
Sound Rating	<22dB	<22dB

Tested in accordance with IES LM63. Field results may vary.

Note: Refer to IES files for more product data.