

Project		Catalog #		Type	
Prepared by		Notes		Date	



## Fail-Safe

### GTR Germicidal UV Troffer

Germicidal UV Disinfection Troffer  
2' x 4'

#### Typical Applications

Retail • Industrial • Commercial • Education

#### Interactive Menu

- Order Information [page 2](#)
- Germicidal Energy Distributions [page 2](#)
- GU Education [page 3](#)
- GU Controls [page 4](#)
- Product Warranty

#### Product Certification



#### Product Features



#### Top Product Features

- Designed to use the latest in Germicidal UV source technology
- Available in 4 and 6 source configurations
- Open design to maximize Germicidal UV disinfection distribution
- Wireguard optional on all fixtures
- Compatible with standard grid ceilings, or sheetrock with available drywall kit accessory
- UL 8802 Safety Certified GU System
- Options to meet Buy American and other domestic preference requirements

### Pure protection against bacteria and viruses using the power of light



#### Trusted

35 years experience in UV-C disinfection and strong application expertise.




#### Effective

Proven effectiveness against bacteria, mold, mildew, and viruses.



#### Fast

Can disinfect surfaces and objects in minutes.



#### Versatile

Can be used in numerous applications.

## Order Information

SAMPLE ORDER NUMBER: **24GTR-4-GUV4-R1**

Domestic Preferences	Size	Fixture Family	Door Option	Source Quantity	Source Type	Ballast	Packaging
Domestic Preferences <sup>(4)</sup>	Size	Fixture Family	Door Option	Source Quantity	Source Type	Ballast	Packaging
[Blank]=Standard BAA=Buy American Act TAA=Trade Agreements Act	24=2' x 4'	GTR=Germicidal UV Troffer	[Blank]=No Door WGD=Wireguard Door	4=4 Sources 6=6 Sources <sup>(1)</sup>	GUV4=4ft GUV Source	R1=(1) Rapid Start Driver RS2=(2) Rapid Start Drivers <sup>(2)</sup>	[Blank]=Unit Pack
<b>Notes</b> (4) Only product configurations with these designated prefixes are built to be compliant with the Buy American Act of 1933 (BAA) or Trade Agreements Act of 1979 (TAA), respectively. Please refer to <a href="#">DOMESTIC PREFERENCES</a> website for more information. Components shipped separately may be separately analyzed under domestic preference requirements				<b>Notes</b> (1) 6 source fixture requires RS2 ballast option.		<b>Notes</b> (2) RS2 only available with 6-source fixture.	

### Accessories

Accessories (order separately) <sup>(5)</sup>
EQ-CLIP-U=T-BAR Safety Earthquake Clips <sup>(3)</sup> DF-24W-U=2' x 4' Drywall Frame Kit
<b>Notes</b> (3) An EQ Grid Clip is recommended for all 9/16" ceiling systems. (5) Accessories sold separately will be separately analyzed under domestic preference requirements. Consult factory for further information.

## Product Specifications

### Germicidal UV

- Germicidal UV source technology using quartz enclosure and long-life igniter to maximize the run time and ensure optimal germicidal efficiency
- Utilizes 4 or 6 GUV sources operating at 254nm wavelength
- GUV is a proven disinfection technology effective on pathogens including mold, fungi, bacteria, and viruses
- GUV power is delivered up to 9000 hours while maintaining at least 80% of the initial GUV energy
- Rapid Start electronics extend the life to up to 25,000 start-up cycles

### Construction

- Die-formed of cold rolled steel with numerous KOs for easy installation
- Channel/wireway cover secured with quarter-turn fasteners
- GUV retention using roto-lock durable sockets with materials optimized for UVC integrity throughout the life of the product

- Built-in grid retention feature for use where required by code
- Wireguard optional on all fixtures to protect sources

### Finish

- Code - gauge cold rolled steel
- Multistage, iron phosphate pretreatment ensures maximum bonding and rust inhibitor
- Baked enamel white finish on painted surfaces

### Optics

- Reflector made of electro polished aluminum specifically tuned to maximize the germicidal energy
- Reflectors are optically engineered control the GUV power to and deliver broad coverage in large spaces
- Distribution focuses disinfection energy where it is needed, maximizing efficiency and reducing the time needed for disinfection

### Compliance

- Product complies with FCC part 18 limits
- Integrates with GUV Controls for UL 8802 Safety Certified GUV System for use in permanent installations

- The device is not approved and/or certified as a medical device by the FDA or any other regulatory body. As such, the device is not intended for and cannot be used to disinfect the surfaces of medical devices or for any medical purposes.
- EPA Facility # 96488-MEX-1

### Warnings and Safety

- DANGER: Risk Group 3 UV product. Sources emit high-power UV radiation that can cause severe injury to skin and eyes. Avoid eye and skin exposure to unshielded product. Use only in spaces without occupants.
- GUV may cause degradation and fading of paints, fabrics and other materials
- Plants and/or materials that are exposed to UV-C and/or ozone for a long time may become damaged and/or discolored

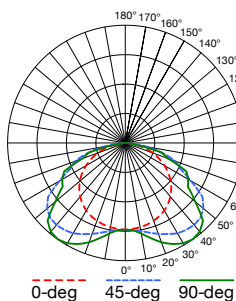
### Safeguards

- Must be combined with GUV Controls safeguards for UL 8802 Safety Certified GUV System for use in permanent installations
- See page 4 for details on GUV Controls safeguards

## Germicidal Energy Distribution

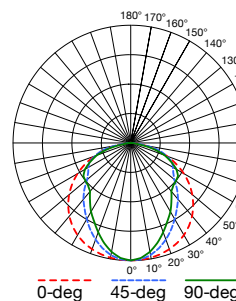
Spacing criteria is based on optical only. For GUV layouts, this will depend on dosing needed and the time desired to disinfect the desired area.

[View IES files](#)



**24GTR-4GUV4-R1**  
Electronic Driver  
4 GUV Sources  
Spacing criterion: (H) 1.34 x mounting height, (L) 1.88 x mounting height  
Irradiance (mW): 28406  
Input Watts: 127W  
Test Report: 24GTR-4GUV4-R1.IES

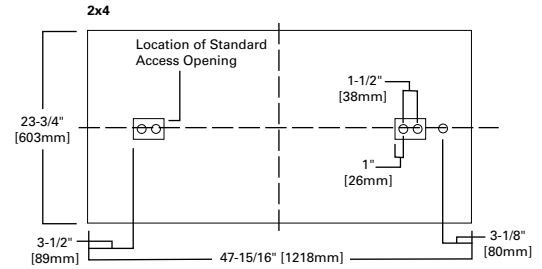
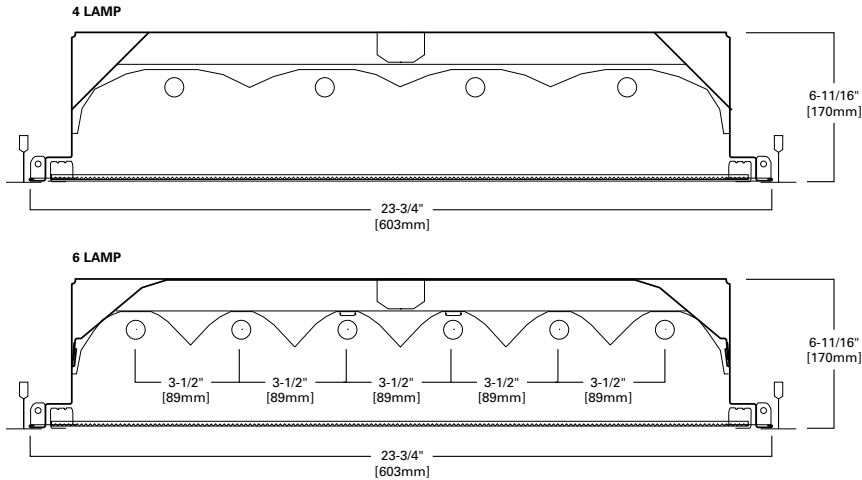
**w/WG**  
Irradiance (mW): 23347  
Input Watts: 127W



**24GTR-6GUV2-R1**  
Electronic Driver  
6 GUV Sources  
Spacing criterion: (H) 1.34 x mounting height, (L) 1.03 x mounting height  
Irradiance (mW): 41595  
Input Watts: 183W  
Test Report: 24GTR-6GUV2-R1.IES

**w/WG**  
Irradiance (mW): 33471  
Input Watts: 183W

## Dimensional and Mounting Details

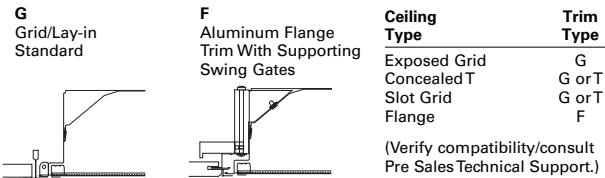


### Shipping and Electrical Data

Catalog No.	Wattage	Wt.
24GTR-4GUV4-R1	127W	20 lbs.
24GTR-6GUV4-R1	183W	20 lbs.

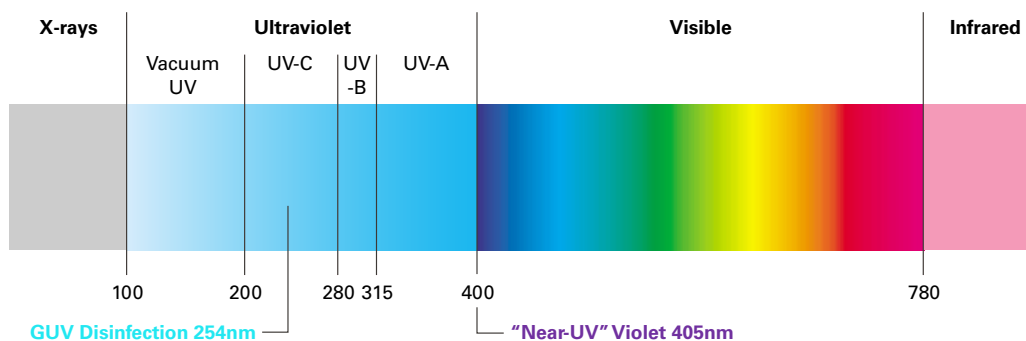
**Note:** Sources are sold with the fixture but ship separately for install at the site.

### Ceiling Compatibility



## GUV Education

- GUV (germicidal ultraviolet) is a proven and effective disinfection technology.
- GUV refers to short-wavelength ultraviolet "light" outside of the visible spectrum that is proven to kill bacteria and inactivate viruses...FAST! These short wavelengths in the photobiological UV spectral band known as "UV-C" are centered at 254nm, which is the optimal source wavelength for eliminating pathogens.
- GUV is an excellent surface and air disinfectant due to its quick germicidal efficacy.
- Germicidal effectiveness is determined by the exposure dose irradiance (how much) and time (how long).
- GUV can pose a safety and health hazard to the eyes and skin if the product is improperly used or installed.
- Follow recommended practices for utilization and control of GUV fixtures.



**For more information on Fail-Safe GUV Disinfecting Solutions,  
please visit [www.cooperlighting.com/GUV](http://www.cooperlighting.com/GUV)**

## Overview of the complete GUV Control System

The UL8802 Safety Certified GUV Control System is composed of one GUV Control Panel, one GUV User Station, GUV Clearance Pushbuttons and GUV Magnetic Access Sensors.

- **The GUV Control System** – Meets UL safeguard requirements as per UL8802. The safeguards ensure that the GUV Control system can be turned on and remains on if all safeguards are met. In the event someone enters the space, the system will automatically turn off and will not restart until the safeguards are met again and the user turns the system back on.
- **GUV Control Panel** – A control panel that manages the GUV Control System based on inputs received from the GUV Clearance Pushbuttons, GUV Magnetic Access Sensors installed at each door/windows and the GUV User Station installed outside the cleaning area. The GUV Control Panel includes a timer that allows the certified installer to configure the maximum activation time for the space disinfection.
- **GUV User Station with LED Indicators** – Contains the Off/On selector switch and a system activate keyed switch. The selector switch provides power to the GUV Clearance Pushbuttons while the keyed switch turns the GUV fixtures On. The LED indicators notifies the operator that:  
 START: Power has been supplied  
 READY: All safeguards are met  
 GO: The system is actively running
- **GUV Magnetic Access Sensors** – The GUV Magnetic Access Sensors are to be installed at the entrances and windows of the enclosed spaces. These sensors act as the primary safeguard within the GUV Control System. All doors/windows need to be closed for the GUV operator to activate the GUV Control System. Opening a door or window will stop the GUV session.
- **GUV Clearance Pushbuttons** – Clearance Pushbuttons are used to verify that no one is within the space prior to the GUV session. The GUV Clearance Pushbutton acts as the secondary safeguard. All GUV Clearance Pushbuttons installed within the space need to be pressed for the GUV operator to activate the GUV Control System. Inactivating a GUV Clearance Pushbutton during the GUV session will turn off the GUV Control System.

### Control Components



Catalog Number	Description
<b>GUV-16-120-277</b>	Medium - GUV Control Panel with 16 Pushbutton Inputs
<b>GUV-24-120-277</b>	Large - GUV Control Panel with 24 Pushbutton Inputs
<b>GUV-USER-1</b>	GUV User Station
<b>GUV-MAG-SENSOR-1</b>	GUV Magnetic Access Sensor
<b>GUV-PB-1</b>	GUV Clearance Pushbutton

