| | | | | | |
|---|---|---|---|---|---|
| **Project** | | **Catalog #** | | **Type** | |
| **Prepared by** | | **Notes** | | **Date** | |



# Corelite

## Divide - DSI

WaveStream™ LED
Suspended
Direct / Indirect

**Typical Applications**

Office • Education • Healthcare • Hospitality • Retail

### Interactive Menu


- Order Information page 2
- Product Specifications page 3
- Quick-Tab Alignment page 4
- Photometric Data page 4
- Energy and Performance Data page 4
- Control Systems page 5-6
- Product Warranty page 3


### Product Certification

DLC DLC Premium · UL Certified · Efficiency Standards T24 California Title 24 Non-Residential Compliant · RoHS Compliant

### Product Features

Connected Systems · damp location · powered by fifthlight · BAA Buy American Act Available · WaveLinx LITE · WaveLinx PRO

### Top Product Features

- Leverages our patented WaveStream™ Technology with AccuAim™ optics
- Advanced optical control with optimal illumination
- Multiple lumen packages with efficacies up to 140 lumens per watt
- Modern, ultra-shallow design
- Available in 4', 8', and Continous runs
- Options to meet Buy American Act requirements

### Dimensions and Fixture Lengths

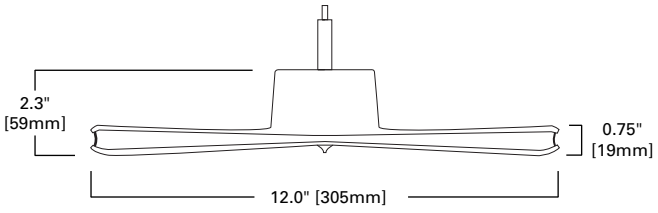


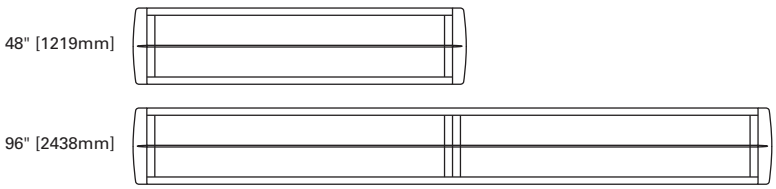


### WaveStream Accu-Aim Optic Patterns

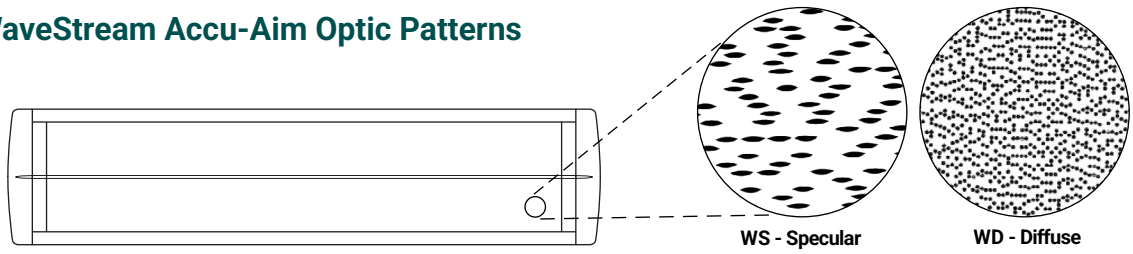

## Order Information

SAMPLE ORDER NUMBER: **DSI-WS-40L835-1D-UNV-STD-WPS-DC-W-AC48-T1-16**

| Domestic Preference | Series | Shielding | Lumen Package Nominal per 4' section | CRI | Color Temperature | Number of Circuits | Additional Circuiting | Input Voltage |
|---|---|---|---|---|---|---|---|---|
| **[Blank]**=Standard<br>**BAA**=Buy American Act | **DSI**=Divide Suspended Direct / Indirect | **WS**=WaveStream Specular Optic<br>**WD**=WaveStream Diffuse Optic | **20L**=2000 Lumens, (500 lms/ft)<br>**30L**=3000 Lumens, (750 lms/ft)<br>**40L**=4000 Lumens, (1,000 lms/ft)<br>**50L**=5000 Lumens, (1,250 lms/ft)<br>**60L**=6000 Lumens, (1,500 lms/ft) | **8**=80+CRI<br>**9**=90+CRI | **30**=3000K<br>**35**=3500K<br>**40**=4000K<br>**50**=5000K | **1**=Single Circuit | **D**=None (Default Dimming)<br>**E**=Emergency Circuit<br>**S**=Secondary Circuit<br>**N**=Emergency + Secondary Circuit | **120**=120V<br>**277**=277V<br>**UNV**=Universal (120V-277V)<br>**347**=347V |
| **Notes**<br>Only product configurations with this designated prefix are built to be compliant with the Buy American Act of 1933 (BAA). Please refer to DOMESTIC PREFERENCES website for more information. Components shipped separately may be separately analyzed under domestic preference requirements. | | | **Notes**<br>Refer to performance table on Page 3 for more detail. | **Notes**<br>Additional lead-time may apply for 930, 935 and 940 configurations. | | **Notes**<br>Refers to wiring in cross section. | **Notes**<br>Secondary circuit not available with integrated sensor options. | **Notes**<br>Integral 347V driver with STD 0-10V option only. Factory supplied 347V remote transformer for all other driver options. |

| Driver / Dimming Options | Integral Sensor | Integral Emergency | Top Cover | Finish | Suspension Length | Ceiling Type | Run Length |
|---|---|---|---|---|---|---|---|
| **STD**=Standard 0-10V (1%-100%)<br>**5LT**=Fifth Light DALI (5% -100%)<br>**LH**=Lutron HiLume 1% EcoSystems | **WLS** = WaveLinx LITE Wireless Sensor, Occupancy w/ photocell, Independent & Networked (1)(B)<br>**WPS** = WaveLinx PRO Wireless Sensor, Occupancy w/ photocell, Networked (2)( | **EL14W**=14-watt, 120V-277V Emergency Battery Pack<br>**EPC**=UL924 Bypass Relay<br>**WEM** = WaveLinx enabled UL924 | **DC**=Dust Cover<br>**FC**=Frosted Cover<br>**SC**=Solid Cover (100% Down)<br>**(blank)**=No Cover | **W**=White<br>**S**=Silver<br>**B**=Black<br>**CC**=Custom Color | **Adj. Cable**<br>**AC48**=48"<br>**AC120**=120"<br>**AC240**=240"<br>**AC300**=300"<br>**AC360**=360" | **T1**=15/16" T-Bar<br>**T9**=9/16" T-Bar<br>**TS**=Slotted T-Bar<br>**JB**=Junction Box /Structure<br>**UM**=Universal Ceiling Kit (T1, T9, JB)<br>**__S**=Swivel at Cancopy (__=T1, T9, TS or JB) | **4**=4 ft<br>**8**=8 ft<br>**XX**=Specify Row Length |
| **Notes**<br>LH driver option not available in 20L lumen package. | **Notes**<br>WPS & WLS sensor to be used with STD driver.<br>Integrated options must be used in conjunction with the associated system and may not be compatible with other options or accessories. Please refer to the following: (A) Consult WaveLinx PRO system pages for additional details and compatibility. (B) Consult WaveLinx LITE system pages for additional details and compatibility.<br>All WaveLinx sensor options come with Normal Power Sensing Beacons. WaveLinx combined with emergency circuit requires the WaveLinx with UL924 bypass control (WEM) Emergency option. Reference WaveLinx page for additional details. | **Notes**<br>EPC option used to bypass local control during outage. Must be used in conjunction with UL1008 device (provided by others).<br>WaveLinx with UL924 bypass control (WEM) available with Standard (DD) and WaveLinx Wireless Controls devices only. Reference WaveLinx section for additional details. | **Notes**<br>Refer to photometric IES file data for top cover performance. | **Notes**<br>**CC** - available by request, provide RAL color number. | **Notes**<br>White mounting hardware standard; for black mounting hardware, add "-B" after ceiling type. | | **Notes**<br>Standard row configurations over 8' consist of 4' and 8' luminaires. |

# Product Specifications

### Construction
- Constructed from extruded aluminum housing
- 2-1/4" x 12" housing
- Die-formed 20 gauge cold rolled steel

### End Caps
- Precision engineered 2-piece die cast aluminum alloy
- Attach mechanically to the end of the fixture without exposed fasteners
- End cap adds 2-1/8" at each end

### Lengths
- Available in 4 ft and 8ft sections
- Modular design eliminates the need for starter, intermediate, and end of run sections

### Finish
- Electrostatically applied polyester powder coat paint
- White, Silver, or Black finish offered as standard
- RAL custom colors are available by request.

### Mounting
- Aircraft cable mounts on 4'-0" and 8'-0" on centers
- Fixture is balanced to allow for minimal leveling
- All sections are continuously wired with push-in connectors for fast installation
- Fixtures can be joined for straight continuous runs using Quick-Tab alignment features
- Refer to installation instructions for various ceiling interface details

### Shielding / Optics
- Optical grade acrylic embedded with patented Accu-Aim™ micro-optics for optimal distribution, low glare, and high performance
- Specular (WS) or diffuse (WD) optical patterns are available to achieve the right look for any application
- Dust Cover (DC) option is a clear formed polycarbonate for worry free cleaning and protection
- Frosted Cover (FC) option is a frosted formed polycarbonate for worry free cleaning, reduced uplight, and protection
- Solid Cover (SC) option is a high reflectance white powder coat painted steel reflector for 100% downlight

### LED and Light Engine
- LED's are available in 3000K, 3500K, 4000K
- CRI options of either ≥80CRI or ≥90CRI
- Lumen output will be affected - please refer to the lumen adjustment factor tables
- TM21 life at 60,000 hours up to L87 and calculated L70 exceeds 256,000 hrs
- Drivers available in 120-277V and 347V

### Integrated Controls
- 0-10V dimming to 1% standard
- WaveLinx sensor compatible for IoT capability
- WaveLinx Lite compatible for out-of-the-box functionality

### Emergency Options
- Optional 14-watt 120-277V emergency battery illuminates a 4 ft. down-light section
- 90-minute backup period for code compliance
- Test switch/indicator button located on the top side of the luminaire
- Patented EZ Key prevents accidental discharge of the battery during construction
- For approximate delivered lumens multiply the lumens per watt of the desired fixture by the wattage of the emergency battery pack
  (100 lm/W x 14 = 1400 lumens)
- The combination of integrated sensor and emergency circuit options require an EPC UL924 bypass relay that disables sensor control of emergency sections when normal power is lost
- UL 924 emergency/generator transfer options available

### WaveLinx with Emergency Circuit
- WaveLinx combined with emergency circuit require WaveLinx with UL924 bypass control (WEM) Emergency option.
- For UL924 compliance, WaveLinx with UL924 bypass control (WEM) luminaires or sections must be installed in the same application space as Normal Power Sensing beaconing WaveLinx devices.
- All WaveLinx sensor options come with Normal Power Sensing Beacons.
- UL924 Bypass Relay Devices are not required when WaveLinx with UL924 bypass control (WEM) and WaveLinx devices with Normal Power Sensing beacons are installed in the same application space.
- WaveLinx with UL924 bypass control (WEM) available with WaveLinx Wireless Controls options as part of a WaveLinx control system.
- Reference WaveLinx section for additional details

### Weight
- 6.0 lbs. per foot

### Compliance
- cULus listed for damp locations, 25°C ambient environments
- RoHS compliant
- Tested to IESNA LM-79 and LM-80
- Stated life per TM21 standards
- Can be used for State of California Title 24 high efficacy luminaire
- DesignLights Consortium™ Qualified and classified for DLC Standard and DLC Premium, refer to www.designlights.org for details

### Warranty
- Five year limited warranty standard www.cooperlighting.com/legal



## Quick-Tab Alignment

Corelite's patented quick-tab alignment system creates a seamless and simple installation every time. Simply align the tabs into the corresponding slots. The fixture can then hang freely while a single contractor makes the final connections; it all slides back together and is securely fastened in place.

## Photometric Data

View IES files

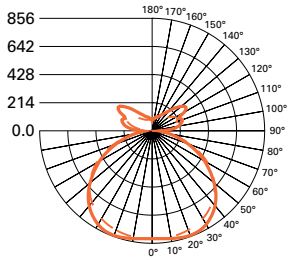


**FILE NAME:**
**DSI-WS-3L35-1C-UNV-4.IES**
**LAMP:** LED 3500K
**LUMENS:** 5576 Lm
**WATTS:** 56.9 W
**EFFICACY:** 98 Lm/W
**TEST NO.:** 1896
25% UP / 75% DOWN

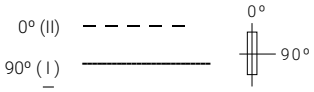


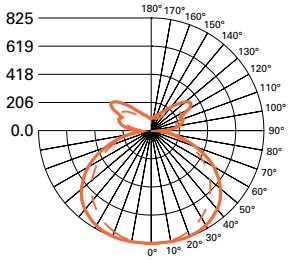


**FILE NAME:**
**DSI-WD-3L35-1C-UNV-4.IES**
**LAMP:** LED 3500K
**LUMENS:** 5578 Lm
**WATTS:** 56.9 W
**EFFICACY:** 98 Lm/W
**TEST NO.:** P26463
36% UP / 64% DOWN

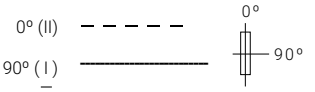


Note: Refer to IES files for more product data.

## Energy and Performance Data

| Divide Suspended LED Light Level Outputs and Distribution (3500K, 80 CRI) | | | | | | | | |
|---|---|---|---|---|---|---|---|---|
| Series | Lumen Package | Delivered Lumens | | Wattage | | Efficacy LPW | Distribution | |
| | | 4FT | Per FT | 4FT | Per FT | | % Up | % Down |
| DSI-WS | 20L | 2069 | 517 | 15.2 | 3.8 | 136 | 27% | 73% |
| | 30L | 3000 | 750 | 22.4 | 5.6 | 134 | | |
| | 40L | 3995 | 999 | 29.9 | 7.5 | 134 | | |
| | 50L | 5039 | 1260 | 37.8 | 9.5 | 133 | | |
| | 60L | 5968 | 1492 | 46.7 | 11.7 | 128 | | |
| DSI-WD | 20L | 2123 | 531 | 15.2 | 3.8 | 140 | 29% | 71% |
| | 30L | 3079 | 770 | 22.4 | 5.6 | 137 | | |
| | 40L | 4100 | 1025 | 29.9 | 7.5 | 137 | | |
| | 50L | 5172 | 1293 | 37.8 | 9.5 | 137 | | |
| | 60L | 6125 | 1531 | 46.7 | 11.7 | 131 | | |

**Lumen Adjustment Factors**

| CCT | 80 CRI | 90 CRI |
|---|---|---|
| 3000K | 0.955 | 0.830 |
| 3500K | 1.000 | 0.861 |
| 4000K | 1.012 | 0.883 |

**Example Calculation:**
WS / 40L / 3500K / 80 CRI
Lumen Output selected = 999 lms/ft

3500K / 90 CRI Desired
Lumen Adjustment Factor = 0.861
Adjusted Lumen Output = 999 lms/ft x 0.861 = 860 lms/ft

**Color Data (3500K)**

| | | 80CRI |
|---|---|---|
| TM-30-15 | $R_f$ | 82.3 |
| | $R_g$ | 94.4 |
| CRI/CIE | $R_a$ | 84.0 |
| | $R_9$ | 17.2 |

**Lumen Maintenance**

| Ambient Temperature | TM-21 Lumen Maintenance (60,000 hours) | Theoretical L70 (Hours) |
|---|---|---|
| 25°C | >87% | 256,000 |



© 2026 Cooper Lighting Solutions
All Rights Reserved.

Specifications and dimensions subject to change without notice.

## Control Solutions

- WaveLinx LITE wireless
- WaveLinx PRO wireless
- WaveLinx CAT wired
- WaveLinx Wired

WaveLinx Digital Lighting Control Solutions

**Integrated Sensor Coverage Pattern**

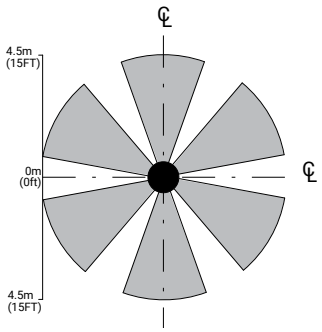


***Note**: Installation of integrated sensors within 3-ft (1m) of HVAC air vents is not recommended. The pattern shown is intended solely as a general guide and is not to scale.*



## Sensor Integration

Integrated sensors are located in the middle of each 8' section and on the end of 4' sections for individual and continuous runs. Each section can be individually controlled or grouped together with the integrated sensors.

WaveLinx by Cooper Lighting Solutions is a wired and wireless solution for a single room, a parking lot, or an entire campus, helping meet energy codes, reduce energy use, and create healthier environments. As a true hybrid architecture, it enables the seamless integration of DALI, CAT, and PRO technologies and luminaires for unmatched reliability and flexibility, with sensor-enabled luminaires that can also share data with the WaveLinx CORE platform, further improving operations across office, education, healthcare, warehouse, and parking garage applications.

WaveLinx LITE is a Bluetooth wireless digital lighting control solution with out-of-the-box functionality that saves energy and meets energy codes. It's designed for applications that require occupancy-based, daylighting, or manual light control using WaveLinx LITE-enabled luminaires and a mobile app for cost-effective projects.

WaveLinx PRO is a Zigbee wireless solution that offers a rich portfolio of devices, WaveLinx PRO-enabled luminaires, and a mobile app and the WAC (WaveLinx Area Controller). It offers advanced energy savings and deep data integration to improve the occupant experience.

WaveLinx CAT is a scalable CAT5-wired solution for a single room and connected spaces, supporting applications that require occupancy-based, daylighting, or manual light control, with self-commissioning to meet energy codes and maximize energy savings.

WaveLinx DALI is a powerful two-wire DALI-2 solution for connected spaces, combining open-standard devices enabling interoperability with the simplicity of WaveLinx app-based commissioning. It delivers deterministic wired control, granular addressability, and tunable white.

**Integrated Controls Options**

| Option | Out of the Box Functionality | Luminaire Level Lighting Control (LLLC) | Automatic Dimming Photocell | Occupancy Sensing | CCT Control* |
|---|---|---|---|---|---|
| WLS (WaveLinx LITE Sensor) | X | X | X | X | |
| WPS (WaveLinx PRO Sensor) | | X | X | X | X |

**Note**: *WaveLinx utilizes scenes to allow users to change an area's fixtures Correlated Color Temperature (CCT) and intensity using a commissioned wireless wallstation scene controller. To enable CCT adjustments through WaveLinx, include WPS or WPN devices in addition to VividTune or BioUp technologies for integrated fixture control. WPS with CCT controls the intensity of the fixture; an additional, externally mounted control device is needed to control the CCT. See RSP-P-010-347

WaveLinx Emergency (WEM) solution must be ordered with WLS or WPS sensors. WEM must be associated with a group that includes a normal power sensing (NPS) device to receive NPS beacon. All WLS or WPS sensors have normal power sensing beacons when part of a WaveLinx control system. Learn more about WaveLinx EM here.

### WaveLinx EM

The WaveLinx Emergency (WEM) solution offered by WaveLinx wireless (PRO and LITE) makes it easy to design your UL924 certified emergency lighting solution. Fixture-integrated WaveLinx Emergency Modules (WEM) override lighting controls and increases light output to emergency level (100%) until normal power is restored. Needs programming. WaveLinx emergency systems are designed to meet UL 924 standards.

Learn more here.




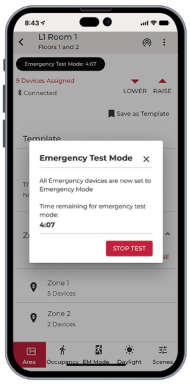


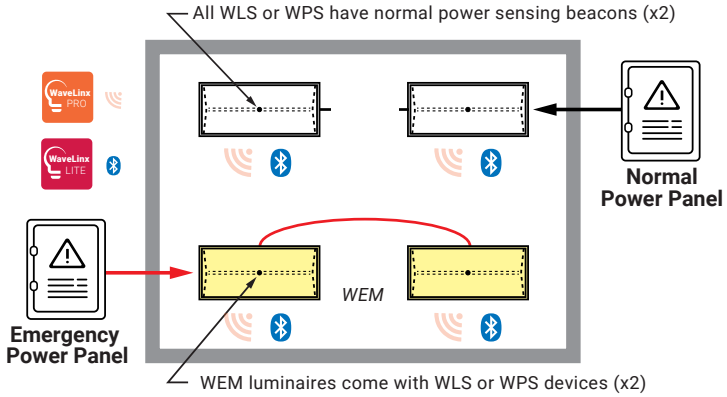




© 2026 Cooper Lighting Solutions
All Rights Reserved.

Specifications and dimensions subject to change without notice.

## Systems comparison chart

Cooper Lighting Solutions provides many lighting system solutions designed to satisfy code requirements and meet the unique needs of any project.



**Standalone**



**Controlled**
WaveLinx Lite



**Connected**
WaveLinx Wireless



**Enterprise**
Trellix

| | | | | |
|---|---|---|---|---|
| **Occupancy** | Yes | Yes | Yes | Yes |
| **Daylighting** | Yes | Yes | Yes | Yes |
| **Gateways** | – | – | 1 WAC | 300 WACs |
| **Devices** | – | 50 per Area (1400 per site) | 150 per WAC | 45,000 per Core Enterprise |
| **Software** | – | WaveLinx Lite Mobile App | WaveLinx Mobile App | Trellix Core |
| **Areas** | – | 28 per Site | 16 per WAC | up to 4,800 |
| **Zones** | – | 16 per Area | 16 per Area | up to 76,800 |
| **Scheduling** | – | – | Local | Global |
| **VividTune™** | – | – | Yes | Yes |
| **Plug-Load Control** | – | – | Yes | Yes |
| **Integration** | – | – | – | BACnet, API |
| **Dashboards** | – | – | – | Energy, Occupancy |
| **Configuration** | – | Installer | Technician | Technician / IT |






© 2026 Cooper Lighting Solutions
All Rights Reserved.

Specifications and dimensions subject to change without notice.