

Project		Catalog #		Type	
Prepared by		Notes		Date	



# Streetworks

## Archeon Medium

Roadway Luminaire

### Product Features



### Product Certifications



### Interactive Menu

- Ordering Information page 2
- Product Specifications page 3
- Energy and Performance Data page 3

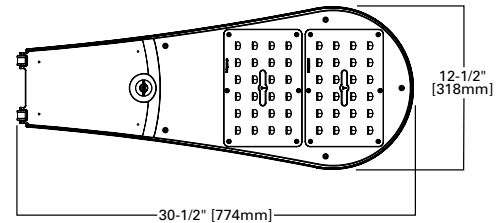
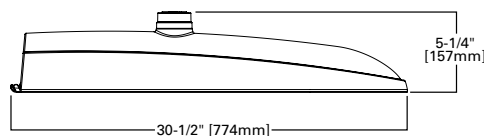
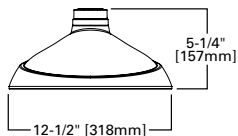
### Quick Facts

- Die-cast aluminum construction; Single latch tool-less entry
- Replaces up to 400W equivalent HID; -40°C to 40°C operating range
- Pole-mounted; Optional arm and offset adjustable arm mounting
- 120-277V, 347V, or 480V 50/50Hz operation; IP66 rated

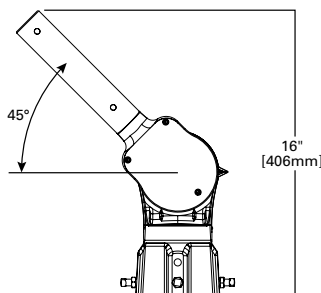
### Connected Systems

- WaveLinX PRO Wireless
- Telensa

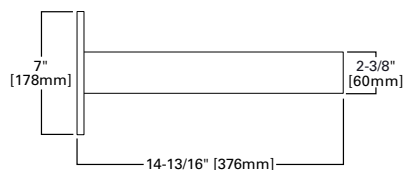
### Dimensional Details



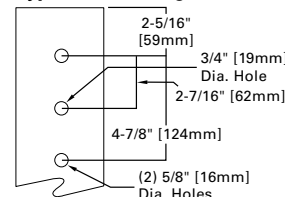
#### Adjustable Slipfitter Offset Arm



#### 15" Straight Arm



#### Type "M" - Drilling Pattern



## Ordering Information

SAMPLE ORDER NUMBER: ARCH-M-PA2-40-740-U-T2R-A15-AP-10K-PR

Product Family <sup>1,2</sup>	Light Engine	Wattage Bucket	Color Temperature	Voltage	Distribution	Mounting	Finish
<b>ARCH-M</b> =Archeon Medium <b>BAA-ARCH-M</b> =Archeon Medium Buy American Act Compliant <sup>28</sup> <b>TAA-ARCH-M</b> =Archeon Medium Trade Agreements Act Compliant <sup>28</sup>	<b>PA2</b> =(2) Direct Mount Rectangle (48 LED)	40	722=70CRI, 2200K	<b>U</b> =Universal (120-277V) <b>8</b> =480V <sup>4,5</sup> <b>9</b> =347V <sup>4</sup> <b>DV</b> =277-480V DuraVolt Drivers <sup>4,5,30</sup> <b>AMB</b> =Amber, 590nm <sup>18,24</sup>	<b>T2R</b> =Type II Roadway <b>T2U</b> =Type II Urban <b>T3</b> =Type III <b>T4W</b> =Type IV Wide <b>5WQ</b> =Type V Square Wide	<b>[Blank]</b> =None <b>A15</b> =15" Straight Mast Arm <sup>14</sup> <b>ASJS15</b> =Adjustable Slipfitter (Factory set at 15° degrees) <b>ASJS25</b> =Adjustable Slipfitter (Factory set at 25° degrees) <b>ASJS45</b> =Adjustable Slipfitter (Factory set at 45° degrees)	<b>AP</b> =Grey <b>BZ</b> =Bronze <b>BK</b> =Black <b>DP</b> =Dark Platinum <b>WH</b> =White
		50	727=70CRI, 2700K				
		60	730=70CRI, 3000K				
		70	735=70CRI, 3500K				
		80	740=70CRI, 4000K				
		90	750=70CRI, 5000K				
		100	827=80CRI, 2700K <sup>6</sup>				
		110					
		120					
		130					
		140					
		150					
		160					
Options (Add as Suffix)			Controls				
<b>10K</b> =Series 10kV UL 1449 Surge Protective Device <b>20K</b> =Series 20kV UL 1449 Surge Protective Device <b>20KI</b> =Series 20kV UL 1449 Surge Protective Device with light indicator <b>10MSP</b> =Parallel 10kV MOV Surge Protective Device <b>20MSP</b> =Parallel 20kV MOV Surge Protective Device <b>K</b> =Level Indicator <b>HA</b> =50°C High Ambient Temperature <b>HSS</b> =Factory Install House Side Shield <sup>13</sup> <b>PSC</b> =Photocontrol Shorting Cap <b>NPC</b> =NEMA Photocontrol - Multi-Tap <b>LLPC</b> =Longlife Photocontrol Included <b>IP66</b> =IP66 Rated Housing <b>FADC</b> =Field Adjustable Dimming Controller <sup>25</sup> <b>CC</b> =Coastal Construction <sup>26</sup> <b>DXXXX</b> =Department of Transportation - Customer specific details <sup>31</sup> <b>UXXXXX</b> =Utility - Customer specific details <sup>31</sup>			<b>PR</b> =NEMA 3-PIN Twistlock Photocontrol Receptacle <sup>7</sup> <b>PR7</b> =NEMA 7-PIN Twistlock Photocontrol Receptacle <b>SPB1</b> =Dimming Occupancy Sensor with Bluetooth Interface, <8' Mounting <sup>27</sup> <b>SPB2</b> =Dimming Occupancy Sensor with Bluetooth Interface, 8'-20' Mounting <sup>27</sup> <b>SPB4</b> =Dimming Occupancy Sensor with Bluetooth Interface, 21'-40' Mounting <sup>27</sup> <b>MS/DIM-L08</b> =Motion Sensor for Dimming Operation, Maximum 8' Mounting Height <sup>8,9</sup> <b>MS/DIM-L20</b> =Motion Sensor for Dimming Operation, Maximum 9' - 20' Mounting Height <sup>8,9</sup> <b>MS/DIM-L40</b> =Motion Sensor for Dimming Operation, Maximum 21' - 40' Mounting Height <sup>8,9</sup> <b>LWR-LW</b> =Enlightened Wireless Sensor, Wide Lens for 8' - 16' Mounting Heights <sup>8,10,11</sup> <b>LWR-LN</b> =Enlightened Wireless Sensor, Narrow Lens for 16' - 40' Mounting Heights <sup>8,10,11</sup> <b>WPS2XX</b> =WaveLinX Pro, SR Driver, Dimming Motion and Daylight, WAC Programmable, 7' - 15' Mounting <sup>21,22,23,32</sup> <b>WPS4XX</b> =WaveLinX Pro, SR Driver, Dimming Motion and Daylight, WAC Programmable, 15' - 40' Mounting <sup>21,22,23,32</sup> <b>5LTD</b> =DALI <sup>3</sup>				
Accessories (Order Separately) <sup>17,29</sup>							
<b>OA / RA1013</b> =Photocontrol Shorting Cap OA1223=10kV Surge Module Replacement <b>OA/RA1014</b> =NEMA Photocontrol - 120V <b>OA/RA1016</b> =NEMA Photocontrol - Multi-Tap <b>OA/RA1027</b> =NEMA Photocontrol - 480V <b>OA/RA1201</b> =NEMA Photocontrol - 347V <b>OA1223</b> =10kV Surge Module Replacement <b>A15-XX</b> =Arm (15" Straight Arm) <sup>14,16</sup> <b>ASJS15-XX</b> =Adjustable slipfitter (Factory set at 15 degrees) <sup>16</sup>			<b>ASJS25-XX</b> =Adjustable slipfitter (Factory set at 25 degrees) <sup>16</sup> <b>ASJS45-XX</b> =Adjustable slipfitter (Factory set at 45 degrees) <sup>16</sup> <b>FSIR-100</b> =Wireless Configuration Tool for Occupancy Sensor <sup>17</sup> <b>HS-ARCH</b> =Field Install ARCH House Side Shield <sup>13,15</sup> <b>VGS-ARCH</b> =Short Vertical Drop Shield <b>VGL-ARCH</b> =Long Vertical Drop Shield				
<b>NOTES:</b> 1. Customer is responsible for engineering analysis to confirm pole and fixture compatibility for all applications. Refer to our white paper WPS13001EN for additional support information. 2. Nominal wattage values will be labeled on fixture as per ANSI C136.15. For specific fixture wattage, refer to Power and Lumens table. 3. Only available in universal voltage. 4. Not available at 40W or 50W. 5. 480V not to be used with ungrounded or impedance grounded systems. 6. Extended lead times may apply. 7. If "PR" selected, dimming functionality not available. Dimming leads will be capped. 8. Only available in Universal voltage. 9. The FSIR-100 accessory is required to adjust parameters. 10. Enlightened wireless system is not available with photocontrol receptacle (not required) 11. Enlightened wireless sensors are factory installed and require network components LWP-EM-1, LWP-GW-1, and LWP-PoE8 in appropriate quantities. See website for Enlightened application information. 12. HA option not available with the following configurations, 347/480V 150W and 160W if paired with HS-ARCH or 5LTD 140 160W. 13. HSS not available with 5WQ distribution. 14. Round pole adapter and mounting hardware included. "M" drill pattern. 15. Archeon Medium requires two house side shields. 16. Replace XX with color designation. 17. This tool enables adjustment of parameters including high and low modes, sensitivity, time delay, cutoff and more. Consult your lighting representative at Cooper Lighting Solutions for more information.			18. Amber 590nm +/- 5nm for wildlife and observatory use. Supplied in PA2-60 wattage bucket only. 19. Utilizes internal step-down transformer when 347V or 480V is selected. 20. Controls system is not available with photocontrol (BPC), photocontrol receptacle (PR or PR7), or other controls systems (MS, LWR, DALI, or DIM). 21. Replace XX with sensor color (WH, BZ or BK). 22. Sensor passive infrared (PIR) may be overly sensitive with operating below -20°C (-4°F). 23. For this device to be field-configurable, requires WAC Gateway components WAC-PoE and WPOE-120 in appropriate quantities. Only compatible with WaveLinX system and software and requires system components to be installed for operation. See website for more WaveLinX application information. 24. Not available with HA option. 25. Cannot be used with PR7 or other motion response control options. 26. Coastal construction finish salt spray tested to over 5,000-hours per ASTM B117, with a scribe rating of 9 per ASTM D1654. 27. Smart device with Sensor Configuration mobile application by Wattstopper required to change system defaults. 28. Only product configurations with these designated prefixes are built to be compliant with the Buy American Act of 1933 (BAA) or Trade Agreements Act of 1979 (TAA), respectively. Please refer to <a href="http://DOMESTIC.PREFERENCES">DOMESTIC.PREFERENCES</a> website for more information. Components shipped separately may be separately analyzed under domestic preference requirements. 29. Accessories sold separately will be separately analyzed under domestic preference requirements. Consult factory for further information. 30. DuraVolt drivers feature added protection from power quality issues such as loss of neutral, transients and voltage fluctuations. Visit <a href="http://www.signify.com/duravolt">www.signify.com/duravolt</a> for more information. Not available in 70W or below. Not available with any control option except SPB. 31. Customer specific specifications utilizes standard products with small adjustments to meet unique requirements such as packaging, labels, wattage adjustments, etc. 32. Controls system is not available with photocontrol receptacles (PR , PR7) or other controls systems (FADC, SPBx).				

## Product Specifications

### Construction

- Heavy-duty die-cast aluminum housing and door
- Tool-less entry, hinged removable door for easy maintenance
- 3G vibration rated

### Optics

- Choice of four patented, high efficiency AccuLED Optics
- Available in Type IIR, IIU, III, IV wide and V square wide the optics are precisely designed to shape the distribution maximizing efficiency and application spacing
- Offered standard in 4000K (+/- 275K) CCT and minimum 70 CRI. Optional 2200K, 2700K, 3000K, and 5000K CCT
- For the ultimate level of spill light control, an optional house side shield accessory is available and can be field or factory installed
- Optics are IP66 enclosure rated
- IDA Certified for 3000K CCT and warmer only.

### Electrical

- 120-277V, 347V, or 480V 50/50Hz operation
- Standard 0-10V dimming
- 10kV/10kA common- and differential- mode surge protection available
- Ambient operating temperature from -40°C to 40°C; 50°C HA, high ambient, capability available
- Standard with three position tunnel type compression terminal block
- Greater than 98% lumen maintenance expected at 60,000 hours
- Replaces 150W to 400W HID
- Luminaire available with the field adjustable dimming controller (FADC) to manually adjust wattage and reduce the total lumen output and light levels. Comes pre-set to the highest position at the lumen output selected.

### Mounting

- Four-bolt / two-bracket slipfitter with cast-in pipe stop and 2.5" leveling steps
- Fixed-in-place bird guard seals around 1-1/4" to 2" (1-5/8" to 2-3/8" O.D.) mounting arms)

- Optional 15" pole mount arm available with round pole adapter and mounting hardware included

### Finish

- Housing and cast parts finished in five-stage super TGIC polyester powder coat paint, 2.5 mil nominal thickness for superior protection against fade and wear
- Consult your lighting representative at Cooper Lighting Solutions for a complete selection of standard colors

### Shipping Data

- Approximate Net Weight: 18 lbs. (8.16 kgs.)
- Effective Projected Area: 0.71 (Sq. Ft.)

### Warranty

- Five year limited warranty, consult website for details [www.cooperlighting.com/legal](http://www.cooperlighting.com/legal)
- Optional ten-year warranty, please see your CLS Streetworks sales representative for more information

## Energy and Performance Data

### Power and Lumens (PA2 Light Engine)

 Supplemental Performance Guide

Light Engine - PA2*	PA2-40	PA2-50	PA2-60	PA2-70	PA2-80	PA2-90	PA2-100	PA2-110	PA2-120	PA2-130	PA2-140	PA2-150	PA2-160	
<b>Power (Watts)</b>	38	48	63	73	83	92	101	111	122	131	141	151	161	
<b>Wattage Label</b>	40	50	60	70	80	90	100	110	120	130	140	150	160	
<b>Input Current @ 120V (A)</b>	0.318	0.399	0.527	0.609	0.693	0.768	0.846	0.925	1.020	1.100	1.180	1.260	1.340	
<b>Input Current @ 277V (A)</b>	0.145	0.178	0.243	0.275	0.309	0.342	0.374	0.407	0.453	0.486	0.518	0.553	0.586	
<b>Input Current @ 347V (A)</b>	--	--	0.188	0.216	0.245	0.271	0.298	0.325	0.371	0.400	0.428	0.458	0.487	
<b>Input Current @ 480V (A)</b>	--	--	0.146	0.165	0.185	0.203	0.222	0.240	0.286	0.304	0.323	0.344	0.363	
<b>Optics</b>														
<b>T2R</b>	4000K/5000K Lumens	6,489	8,063	10,434	11,891	13,299	14,714	15,925	17,033	18,278	19,311	20,317	21,323	22,189
	Bug Rating	B1-U0-G1	B1-U0-G2	B1-U0-G2	B2-U0-G2	B2-U0-G2	B2-U0-G2	B2-U0-G2	B2-U0-G2	B2-U0-G2	B2-U0-G2	B2-U0-G2	B2-U0-G2	B2-U0-G2
	3000K Lumens	5,911	7,342	9,502	10,829	12,111	13,400	14,501	15,512	16,646	17,586	18,502	19,418	20,206
	Bug Rating	B1-U0-G1	B1-U0-G2	B1-U0-G2	B1-U0-G2	B2-U0-G2	B2-U0-G2	B2-U0-G2	B2-U0-G2	B2-U0-G2	B2-U0-G2	B2-U0-G2	B2-U0-G2	B2-U0-G2
<b>T2U</b>	4000K/5000K Lumens	6,411	7,965	10,306	11,747	13,138	14,535	15,731	16,826	18,056	19,076	20,070	21,064	21,918
	Bug Rating	B2-U0-G2	B2-U0-G2	B2-U0-G2	B3-U0-G3	B3-U0-G3	B3-U0-G3	B3-U0-G3	B3-U0-G3	B3-U0-G3	B3-U0-G3	B3-U0-G3	B3-U0-G3	B3-U0-G3
	3000K Lumens	5,838	7,253	9,385	10,698	11,963	13,238	14,325	15,323	16,443	17,373	18,277	19,182	19,961
	Bug Rating	B2-U0-G1	B3-U0-G1	B3-U0-G1	B3-U0-G2	B3-U0-G2	B3-U0-G2	B4-U0-G2	B4-U0-G2	B4-U0-G2	B3-U0-G2	B4-U0-G2	B4-U0-G2	B4-U0-G2
<b>T3</b>	4000K/5000K Lumens	6,649	8,013	10,367	11,816	13,216	14,621	15,825	16,926	18,164	19,190	20,190	21,189	22,050
	Bug Rating	B1-U0-G2	B1-U0-G2	B2-U0-G2	B2-U0-G2	B2-U0-G2	B2-U0-G2	B2-U0-G2	B2-U0-G2	B2-U0-G2	B2-U0-G2	B2-U0-G2	B3-U0-G3	B3-U0-G3
	3000K Lumens	5,873	7,297	9,441	10,761	12,036	13,317	14,410	15,415	16,542	17,476	18,388	19,297	20,081
	Bug Rating	B1-U0-G2	B1-U0-G2	B2-U0-G2	B2-U0-G2	B2-U0-G2	B2-U0-G2	B2-U0-G2	B2-U0-G2	B2-U0-G2	B2-U0-G2	B2-U0-G2	B3-U0-G3	B3-U0-G3
<b>T4W</b>	4000K/5000K Lumens	6,416	7,971	10,313	11,756	13,147	14,547	15,742	16,839	18,070	19,091	20,085	21,080	21,936
	Bug Rating	B1-U0-G2	B1-U0-G2	B2-U0-G3	B2-U0-G3	B2-U0-G3	B2-U0-G3	B2-U0-G3	B3-U0-G3	B3-U0-G3	B3-U0-G3	B3-U0-G3	B3-U0-G3	B3-U0-G4
	3000K Lumens	5,843	7,259	9,392	10,706	11,973	13,247	14,336	15,334	16,455	17,385	18,292	19,197	19,977
	Bug Rating	B1-U0-G2	B1-U0-G2	B2-U0-G3	B2-U0-G3	B2-U0-G3	B2-U0-G3	B2-U0-G3	B2-U0-G3	B3-U0-G3	B3-U0-G3	B3-U0-G3	B3-U0-G3	B3-U0-G3
<b>5WQ</b>	4000K/5000K Lumens	6,619	8,223	10,640	12,127	13,563	15,007	16,241	17,372	18,642	19,694	20,721	21,747	22,629
	Bug Rating	B3-U0-G1	B3-U0-G2	B4-U0-G2	B4-U0-G2	B4-U0-G2	B4-U0-G2	B4-U0-G2	B4-U0-G2	B4-U0-G2	B4-U0-G2	B4-U0-G2	B5-U0-G3	B5-U0-G3
	3000K Lumens	6,029	7,489	9,690	11,043	12,353	13,666	14,789	15,820	16,977	17,935	18,870	19,804	20,609
	Bug Rating	B3-U0-G1	B3-U0-G2	B4-U0-G2	B4-U0-G2	B4-U0-G2	B4-U0-G2	B4-U0-G2	B4-U0-G2	B4-U0-G2	B4-U0-G2	B4-U0-G2	B4-U0-G2	B5-U0-G3

## Energy and Performance Data

### Lumen Maintenance

Light Engine	Ambient Temperature	TM-21 Lumen Maintenance (60,000 Hours)	Theoretical L70 (Hours)
PA2	Up to 40°C	> 98%	> 800,000

### Lumen Multiplier

Ambient Temperature	Lumen Multiplier
0°C	1.02
10°C	1.01
25°C	1.00
40°C	0.99
50°C	0.97

### FADC Settings

FADC Position	Percent of Typical Lumen Output
1	25%
2	48%
3	56%
4	65%
5	75%
6	80%
7	85%
8	90%
9	95%
10	100%

Note: +/-5% typical value

 [View Archeon Medium IES files](#)